

For Research Use Only

PR3/PRTN3 Polyclonal antibody

Catalog Number: 27153-1-AP



Basic Information

Catalog Number:

27153-1-AP

Size:

150ul , Concentration: 260 ug/ml by Nanodrop and 267 ug/ml by Bradford method using BSA as the standard;

Source:

Rabbit

Isotype:

IgG

Immunogen Catalog Number:

AG25915

GenBank Accession Number:

BC096183

GeneID (NCBI):

5657

UNIPROT ID:

P24158

Full Name:

proteinase 3

Calculated MW:

256 aa, 28 kDa

Observed MW:

28 kDa

Purification Method:

Antigen affinity purification

Recommended Dilutions:

WB 1:500-1:2000

IHC 1:200-1:800

Applications

Tested Applications:

WB, IHC, ELISA

Species Specificity:

human

Note-IHC: suggested antigen retrieval with *TE buffer pH 9.0*; (*) Alternatively, antigen retrieval may be performed with *citrate buffer pH 6.0*

Positive Controls:

WB : human spleen tissue, human placenta tissue

IHC : human spleen tissue, human tonsillitis tissue

Storage

Storage:

Store at -20°C. Stable for one year after shipment.

Storage Buffer:

PBS with 0.02% sodium azide and 50% glycerol pH 7.3.

Aliquoting is unnecessary for -20°C storage

*** 20ul sizes contain 0.1% BSA

For technical support and original validation data for this product please contact:

T: 1 (888) 4PTGLAB (1-888-478-4522) (toll free in USA), or 1(312) 455-8498 (outside USA)

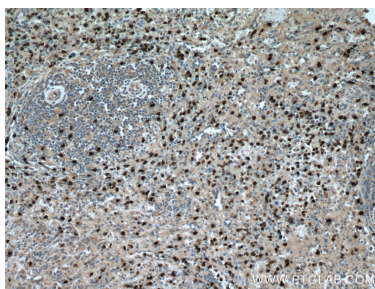
E: proteintech@ptglab.com
W: ptglab.com

This product is exclusively available under Proteintech Group brand and is not available to purchase from any other manufacturer.

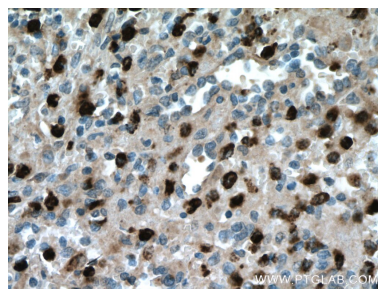
Selected Validation Data



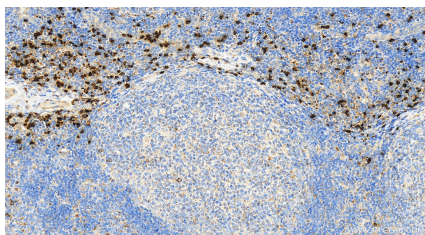
human spleen tissue were subjected to SDS PAGE followed by western blot with 27153-1-AP (PRTN3 Antibody) at dilution of 1:1000 incubated at room temperature for 1.5 hours.



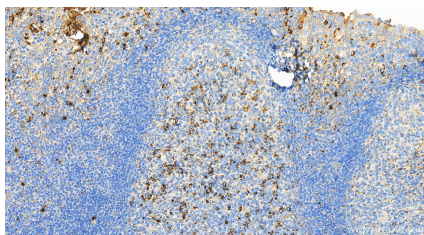
Immunohistochemical analysis of paraffin-embedded human spleen tissue slide using 27153-1-AP (PRTN3 antibody) at dilution of 1:400 (under 10x lens). Heat mediated antigen retrieval with Tris-EDTA buffer (pH 9.0).



Immunohistochemical analysis of paraffin-embedded human spleen tissue slide using 27153-1-AP (PRTN3 antibody) at dilution of 1:400 (under 40x lens). Heat mediated antigen retrieval with Tris-EDTA buffer (pH 9.0).



Immunohistochemical analysis of paraffin-embedded human tonsillitis tissue slide using 27153-1-AP (PRTN3 antibody) at dilution of 1:1200 (under 20x lens). Heat mediated antigen retrieval with Tris-EDTA buffer (pH 9.0).



Immunohistochemical analysis of paraffin-embedded human tonsillitis tissue slide using 27153-1-AP (PRTN3 antibody) at dilution of 1:1200 (under 20x lens). Heat mediated antigen retrieval with Tris-EDTA buffer (pH 9.0).