

For Research Use Only

USP40 Polyclonal antibody, PBS Only

Catalog Number: 27217-1-PBS



Basic Information

Catalog Number: 27217-1-PBS	GenBank Accession Number: BC013305	Purification Method: Antigen affinity purification
Size: 100ug , Concentration: 1 mg/ml by Nanodrop;	GeneID (NCBI): 55230	
Source: Rabbit	UNIPROT ID: Q9NVE5	
Isotype: IgG	Full Name: ubiquitin specific peptidase 40	
Immunogen Catalog Number: AG25976	Observed MW: 140 kDa	

Applications

Tested Applications:
WB, IHC, Indirect ELISA

Species Specificity:
human

Background Information

USP40 (ubiquitin specific peptidase 40), also known as ubiquitin thioesterase 40, deubiquitinating enzyme 40 or ubiquitin carboxyl-terminal hydrolase 40, is a 1235 amino acid protein that belongs to a large family of cysteine proteases that function as deubiquitinating enzymes. USP40 transcript is ubiquitously expressed but abundant in the kidney, heart, spleen, liver, and testis. Within the kidney, USP40 is expressed in glomerular endothelial cells during development (PMID:28148530).

Storage

Storage:
Store at -80°C.

Storage Buffer:
PBS Only

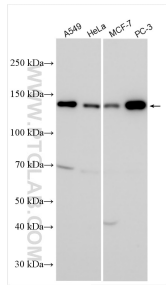
For technical support and original validation data for this product please contact:

T: 1 (888) 4PTGLAB (1-888-478-4522) (toll free in USA), or 1(312) 455-8498 (outside USA)

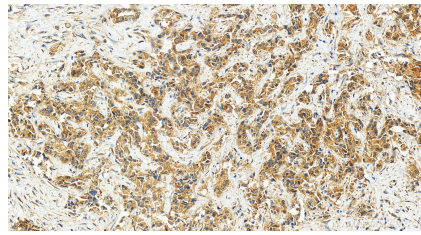
E: proteintech@ptglab.com
W: ptglab.com

This product is exclusively available under Proteintech Group brand and is not available to purchase from any other manufacturer.

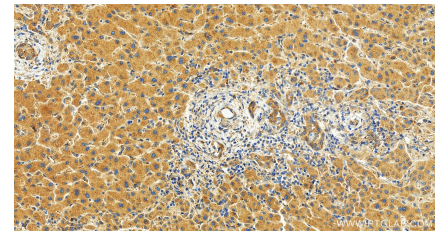
Selected Validation Data



Various lysates were subjected to SDS PAGE followed by western blot with 27217-1-AP (USP40 antibody) at dilution of 1:5000 incubated at room temperature for 1.5 hours. This data was developed using the same antibody clone with 27217-1-PBS in a different storage buffer formulation.



Immunohistochemical analysis of paraffin-embedded human intrahepatic cholangiocarcinoma tissue slide using 27217-1-AP (USP40 antibody) at dilution of 1:500 (under 20x lens). Heat mediated antigen retrieval with Tris-EDTA buffer (pH 9.0). This data was developed using the same antibody clone with 27217-1-PBS in a different storage buffer formulation.



Immunohistochemical analysis of paraffin-embedded human intrahepatic cholangiocarcinoma tissue slide using 27217-1-AP (USP40 antibody) at dilution of 1:500 (under 20x lens). Heat mediated antigen retrieval with Tris-EDTA buffer (pH 9.0). This data was developed using the same antibody clone with 27217-1-PBS in a different storage buffer formulation.