

For Research Use Only

USP29 Polyclonal antibody, PBS Only

Catalog Number: 27522-1-PBS

Featured Product



Basic Information

Catalog Number:

27522-1-PBS

Size:

100ug, Concentration: 1 mg/ml by Nanodrop;

Source:

Rabbit

Isotype:

IgG

Immunogen Catalog Number:

AG23231

GenBank Accession Number:

BC130394

GeneID (NCBI):

57663

UNIPROT ID:

Q9HBJ7

Full Name:

ubiquitin specific peptidase 29

Observed MW:

104 kDa

Purification Method:

Antigen affinity purification

Applications

Tested Applications:

WB, IHC, Indirect ELISA

Species Specificity:

human, mouse, rat

Storage

Storage:

Store at -80°C.

Storage Buffer:

PBS only, pH7.3

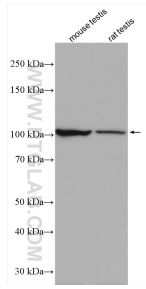
For technical support and original validation data for this product please contact:

T: 1 (888) 4PTGLAB (1-888-478-4522) (toll free in USA), or 1(312) 455-8498 (outside USA)

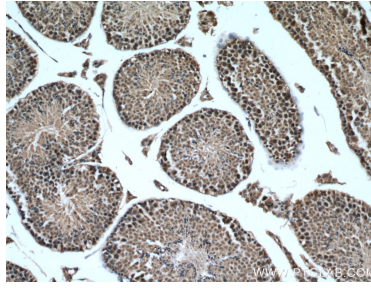
E: proteintech@ptglab.com
W: ptglab.com

This product is exclusively available under Proteintech Group brand and is not available to purchase from any other manufacturer.

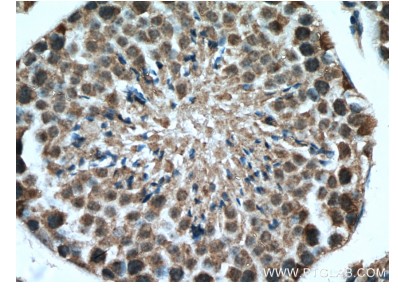
Selected Validation Data



Various lysates were subjected to SDS PAGE followed by western blot with 27522-1-AP (USP29 antibody) at dilution of 1:800 incubated at room temperature for 1.5 hours. This data was developed using the same antibody clone with 27522-1-PBS in a different storage buffer formulation.



Immunohistochemical analysis of paraffin-embedded mouse testis tissue slide using 27522-1-AP (USP29 antibody) at dilution of 1:200 (under 10x lens). Heat mediated antigen retrieval with Tris-EDTA buffer (pH 9.0). This data was developed using the same antibody clone with 27522-1-PBS in a different storage buffer formulation.



Immunohistochemical analysis of paraffin-embedded mouse testis tissue slide using 27522-1-AP (USP29 antibody) at dilution of 1:200 (under 40x lens). Heat mediated antigen retrieval with Tris-EDTA buffer (pH 9.0). This data was developed using the same antibody clone with 27522-1-PBS in a different storage buffer formulation.