

For Research Use Only

# GABRA5 Polyclonal antibody, PBS Only

Catalog Number: 27929-1-PBS



## Basic Information

**Catalog Number:**

27929-1-PBS

**Size:**

100ug, Concentration: 1 mg/ml by Nanodrop;

**Source:**

Rabbit

**Isotype:**

IgG

**Immunogen Catalog Number:**

AG27376

**GenBank Accession Number:**

BC113422

**GeneID (NCBI):**

2558

**UNIPROT ID:**

P31644

**Full Name:**

gamma-aminobutyric acid (GABA) A receptor, alpha 5

**Calculated MW:**

462 aa, 52 kDa

**Observed MW:**

52 kDa

**Purification Method:**

Antigen affinity purification

## Applications

**Tested Applications:**

WB, IHC, IF-Fro, Indirect ELISA

**Species Specificity:**

human, mouse, rat

## Storage

**Storage:**

Store at -80°C.

**Storage Buffer:**

PBS only, pH7.3

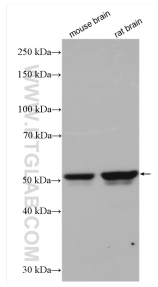
For technical support and original validation data for this product please contact:

T: 1 (888) 4PTGLAB (1-888-478-4522) (toll free in USA), or 1(312) 455-8498 (outside USA)

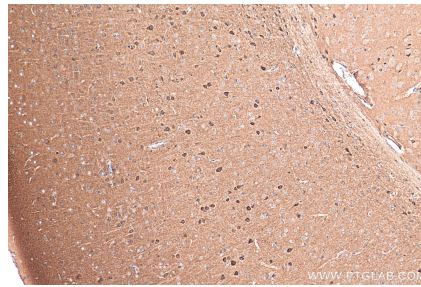
E: [proteintech@ptglab.com](mailto:proteintech@ptglab.com)  
W: [ptglab.com](http://ptglab.com)

This product is exclusively available under Proteintech Group brand and is not available to purchase from any other manufacturer.

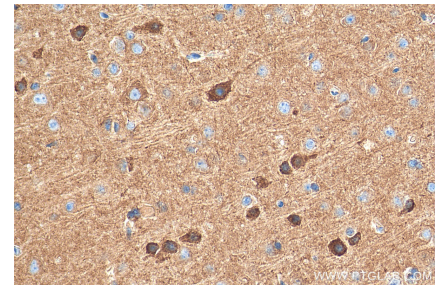
## Selected Validation Data



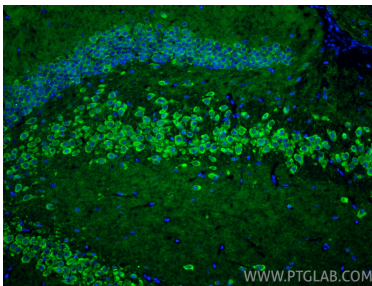
Various lysates were subjected to SDS PAGE followed by western blot with 27929-1-AP (GABRA5 antibody) at dilution of 1:1000 incubated at room temperature for 1.5 hours. This data was developed using the same antibody clone with 27929-1-PBS in a different storage buffer formulation.



Immunohistochemical analysis of paraffin-embedded mouse brain tissue slide using 27929-1-AP (GABRA5 antibody) at dilution of 1:200 (under 10x lens). Heat mediated antigen retrieval with Tris-EDTA buffer (pH 9.0). This data was developed using the same antibody clone with 27929-1-PBS in a different storage buffer formulation.



Immunohistochemical analysis of paraffin-embedded mouse brain tissue slide using 27929-1-AP (GABRA5 antibody) at dilution of 1:200 (under 40x lens). Heat mediated antigen retrieval with Tris-EDTA buffer (pH 9.0). This data was developed using the same antibody clone with 27929-1-PBS in a different storage buffer formulation.



Immunofluorescent analysis of (4% PFA) fixed frozen OCT-embedded mouse brain tissue using GABRA5 antibody (27929-1-AP) at dilution of 1:400 and CoraLite®488-Conjugated Goat Anti-Rabbit IgG(H+L) (SA00013-2). This data was developed using the same antibody clone with 27929-1-PBS in a different storage buffer formulation.