

For Research Use Only

SLC22A9 Polyclonal antibody, PBS Only

Catalog Number: 27998-1-PBS



Basic Information

Catalog Number:

27998-1-PBS

Size:

100ug, Concentration: 1 mg/ml by Nanodrop;

Source:

Rabbit

Isotype:

IgG

Immunogen Catalog Number:

AG27573

GenBank Accession Number:

BC022379

GeneID (NCBI):

114571

UNIPROT ID:

Q8IVM8

Full Name:

solute carrier family 22 (organic anion transporter), member 9

Calculated MW:

553 aa, 62 kDa

Observed MW:

70 kDa

Purification Method:

Antigen affinity purification

Applications

Tested Applications:

WB, IHC, Indirect ELISA

Species Specificity:

human, mouse

Storage

Storage:

Store at -80°C.

Storage Buffer:

PBS only, pH7.3

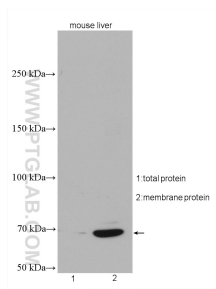
For technical support and original validation data for this product please contact:

T: 1 (888) 4PTGLAB (1-888-478-4522) (toll free in USA), or 1(312) 455-8498 (outside USA)

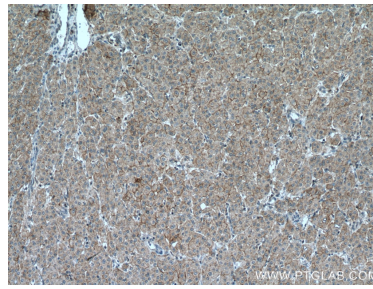
E: proteintech@ptglab.com
W: ptglab.com

This product is exclusively available under Proteintech Group brand and is not available to purchase from any other manufacturer.

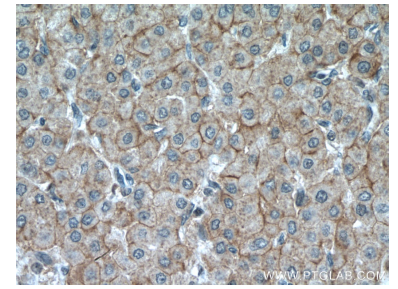
Selected Validation Data



mouse liver tissue were subjected to SDS PAGE followed by western blot with 27998-1-AP (SLC22A9 antibody) at dilution of 1:3000 incubated at room temperature for 1.5 hours. This data was developed using the same antibody clone with 27998-1-PBS in a different storage buffer formulation.



Immunohistochemical analysis of paraffin-embedded human liver cancer tissue slide using 27998-1-AP (SLC22A9 antibody) at dilution of 1:500 (under 10x lens. Heat mediated antigen retrieval with Tris-EDTA buffer (pH 9.0). This data was developed using the same antibody clone with 27998-1-PBS in a different storage buffer formulation.



Immunohistochemical analysis of paraffin-embedded human liver cancer tissue slide using 27998-1-AP (SLC22A9 antibody) at dilution of 1:500 (under 40x lens. Heat mediated antigen retrieval with Tris-EDTA buffer (pH 9.0). This data was developed using the same antibody clone with 27998-1-PBS in a different storage buffer formulation.