

For Research Use Only

MUC5B Polyclonal antibody, PBS Only

Catalog Number: 28118-1-PBS



Basic Information

Catalog Number:

28118-1-PBS

Size:

100ug, Concentration: 1 mg/ml by Nanodrop;

Source:

Rabbit

Isotype:

IgG

Immunogen Catalog Number:

AG27886

GenBank Accession Number:

NM_002458

GeneID (NCBI):

727897

UNIPROT ID:

Q9HC84

Full Name:

mucin 5B, oligomeric mucus/gel-forming

Calculated MW:

596 kDa

Purification Method:

Antigen affinity purification

Applications

Tested Applications:

IHC, IF-P, Indirect ELISA

Species Specificity:

human, mouse

Storage

Storage:

Store at -80°C.

Storage Buffer:

PBS Only

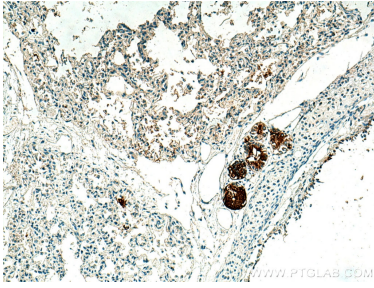
For technical support and original validation data for this product please contact:

T: 1 (888) 4PTGLAB (1-888-478-4522) (toll free in USA), or 1(312) 455-8498 (outside USA)

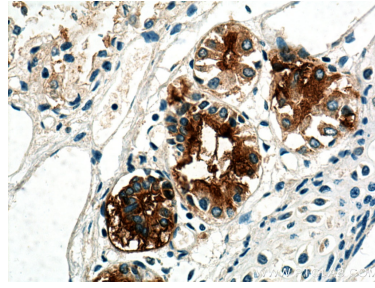
E: proteintech@ptglab.com
W: ptglab.com

This product is exclusively available under Proteintech Group brand and is not available to purchase from any other manufacturer.

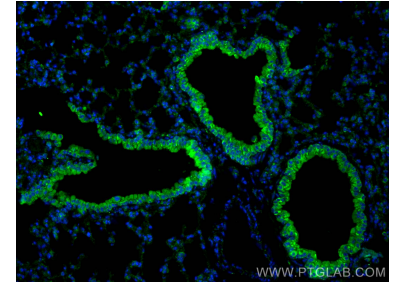
Selected Validation Data



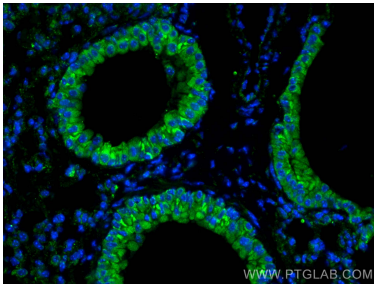
Immunohistochemical analysis of paraffin-embedded human lung tissue slide using 28118-1-AP (MUC5B antibody) at dilution of 1:400 (under 10x lens). Heat mediated antigen retrieval with Tris-EDTA buffer (pH 9.0). This data was developed using the same antibody clone with 28118-1-PBS in a different storage buffer formulation.



Immunohistochemical analysis of paraffin-embedded human lung tissue slide using 28118-1-AP (MUC5B antibody) at dilution of 1:400 (under 40x lens). Heat mediated antigen retrieval with Tris-EDTA buffer (pH 9.0). This data was developed using the same antibody clone with 28118-1-PBS in a different storage buffer formulation.



Immunofluorescent analysis of (4% PFA) fixed mouse lung tissue using MUC5B antibody (28118-1-AP) at dilution of 1:200 and CoraLite®488-Conjugated AffiniPure Goat Anti-Rabbit IgG(H+L). This data was developed using the same antibody clone with 28118-1-PBS in a different storage buffer formulation.



Immunofluorescent analysis of (4% PFA) fixed mouse lung tissue using MUC5B antibody (28118-1-AP) at dilution of 1:200 and CoraLite®488-Conjugated AffiniPure Goat Anti-Rabbit IgG(H+L). This data was developed using the same antibody clone with 28118-1-PBS in a different storage buffer formulation.