

For Research Use Only

p47 phox Polyclonal antibody

Catalog Number: 28187-1-AP

6 Publications



Basic Information

Catalog Number:

28187-1-AP

Size:

150ul, Concentration: 400 ug/ml by Nanodrop and 300 ug/ml by Bradford method using BSA as the standard;

Source:

Rabbit

Isotype:

IgG

Immunogen Catalog Number:

AG28089

GenBank Accession Number:

BC002816

GeneID (NCBI):

653361

UNIPROT ID:

P14598

Full Name:

neutrophil cytosolic factor 1

Calculated MW:

45 kDa

Observed MW:

45 kDa

Purification Method:

Antigen affinity purification

Recommended Dilutions:

WB 1:500-1:1000

IHC 1:50-1:500

Applications

Tested Applications:

WB, IHC, ELISA

Cited Applications:

WB, IF

Species Specificity:

Human, mouse

Cited Species:

human, mouse, rat

Note-IHC: suggested antigen retrieval with TE buffer pH 9.0; (*) Alternatively, antigen retrieval may be performed with citrate buffer pH 6.0

Positive Controls:

WB: U-937 cells, Raji cells

IHC: mouse spleen tissue,

Notable Publications

Author	Pubmed ID	Journal	Application
Xuanxuan Liu	34764635	Drug Des Devel Ther	WB
Feng Xiaoli	34492938	J Hazard Mater	WB
Haitao Shi	27017478	Clin Nutr	

Storage

Storage:

Store at -20°C. Stable for one year after shipment.

Storage Buffer:

PBS with 0.02% sodium azide and 50% glycerol pH 7.3.

Aliquoting is unnecessary for -20°C storage

*** 20ul sizes contain 0.1% BSA

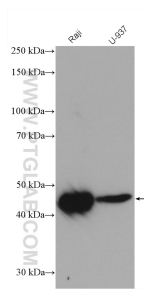
For technical support and original validation data for this product please contact:

T: 1 (888) 4PTGLAB (1-888-478-4522) (toll free in USA), or 1(312) 455-8498 (outside USA)

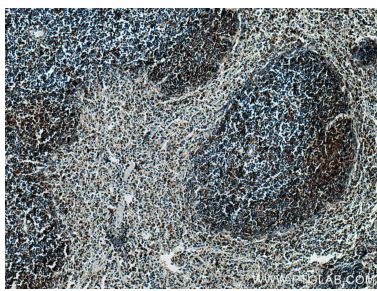
E: proteintech@ptglab.com
W: ptglab.com

This product is exclusively available under Proteintech Group brand and is not available to purchase from any other manufacturer.

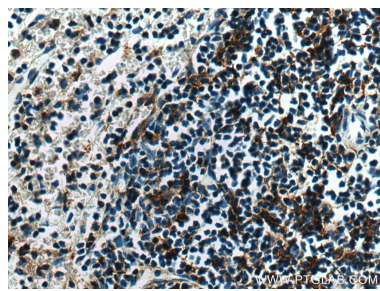
Selected Validation Data



Various lysates were subjected to SDS PAGE followed by western blot with 28187-1-AP (p47 phox antibody) at dilution of 1:600 incubated at room temperature for 1.5 hours.



Immunohistochemical analysis of paraffin-embedded mouse spleen tissue slide using 28187-1-AP (p47 phox antibody) at dilution of 1:200 (under 10x lens). Heat mediated antigen retrieval with Tris-EDTA buffer (pH 9.0).



Immunohistochemical analysis of paraffin-embedded mouse spleen tissue slide using 28187-1-AP (p47 phox antibody) at dilution of 1:200 (under 40x lens). Heat mediated antigen retrieval with Tris-EDTA buffer (pH 9.0).