

For Research Use Only

DUSP3 Polyclonal antibody, PBS Only

Catalog Number: 28284-1-PBS

Featured Product



Basic Information

Catalog Number:

28284-1-PBS

Size:

100ug, Concentration: 1 mg/ml by Nanodrop;

Source:

Rabbit

Isotype:

IgG

Immunogen Catalog Number:

AG28575

GenBank Accession Number:

BC002682

GeneID (NCBI):

1845

UNIPROT ID:

P51452

Full Name:

dual specificity phosphatase 3

Calculated MW:

185 aa, 20 kDa

Observed MW:

20 kDa

Purification Method:

Antigen affinity purification

Applications

Tested Applications:

WB, IHC, Indirect ELISA

Species Specificity:

human, mouse, rat

Storage

Storage:

Store at -80°C.

Storage Buffer:

PBS Only


For technical support and original validation data for this product please contact:

T: 1 (888) 4PTGLAB (1-888-478-4522) (toll free in USA), or 1(312) 455-8498 (outside USA)

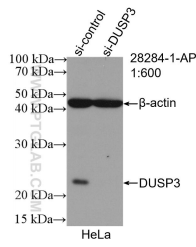
E: proteintech@ptglab.com
W: ptglab.com

This product is exclusively available under Proteintech Group brand and is not available to purchase from any other manufacturer.

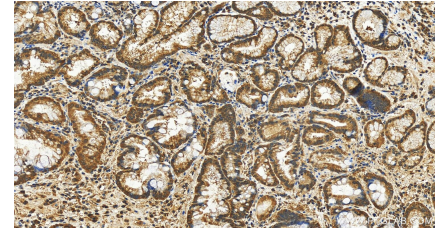
Selected Validation Data



Various lysates were subjected to SDS PAGE followed by western blot with 28284-1-AP (DUSP3 antibody) at dilution of 1:1000 incubated at room temperature for 1.5 hours. This data was developed using the same antibody clone with 28284-1-PBS in a different storage buffer formulation.



WB result of DUSP3 antibody (28284-1-AP; 1:600; incubated at room temperature for 1.5 hours) with sh-Control and sh-DUSP3 transfected HeLa cells. This data was developed using the same antibody clone with 28284-1-PBS in a different storage buffer formulation.



Immunohistochemical analysis of paraffin-embedded human stomach cancer tissue slide using 28284-1-AP (DUSP3 antibody) at dilution of 1:200 (under 20x lens). Heat mediated antigen retrieval with Tris-EDTA buffer (pH 9.0). This data was developed using the same antibody clone with 28284-1-PBS in a different storage buffer formulation.