

For Research Use Only

# VPS13A Polyclonal antibody, PBS Only

Catalog Number: 28618-1-PBS

Featured Product



## Basic Information

**Catalog Number:**

28618-1-PBS

**Size:**

100ug, Concentration: 1 mg/ml by Nanodrop;

**Source:**

Rabbit

**Isotype:**

IgG

**Immunogen Catalog Number:**

AG29532

**GenBank Accession Number:**

NM\_033305

**GeneID (NCBI):**

23230

**UNIPROT ID:**

Q96RL7

**Full Name:**

vacuolar protein sorting 13 homolog A (*S. cerevisiae*)

**Calculated MW:**

360 kDa

**Observed MW:**

360 kDa

**Purification Method:**

Antigen affinity purification

## Applications

**Tested Applications:**

WB, IHC, Indirect ELISA

**Species Specificity:**

human, mouse

## Background Information

VPS13 (vacuolar protein sorting 13) acts at membrane contact sites between intracellular organelles to transport lipids. There are four VPS13 family members in human - VPS13A, VPS13B, VPS13C and VPS13D. Mutations in human VPS13 genes are linked to rare neurodegenerative disorders: chorea-acanthocytosis (VPS13A), Cohen syndrome (VPS13B), predispose to early onset into Parkinson disease (VPS13C) and lead to ataxia/spastic paraplegia (VPS13D) (PMID: 30656912).

## Storage

**Storage:**

Store at -80°C.

**Storage Buffer:**

PBS only, pH7.3

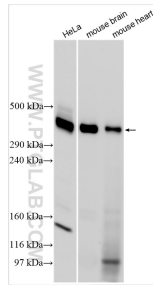
For technical support and original validation data for this product please contact:

T: 1 (888) 4PTGLAB (1-888-478-4522) (toll free in USA), or 1(312) 455-8498 (outside USA)

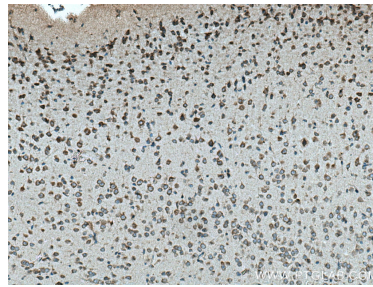
E: [proteintech@ptglab.com](mailto:proteintech@ptglab.com)  
W: [ptglab.com](http://ptglab.com)

This product is exclusively available under Proteintech Group brand and is not available to purchase from any other manufacturer.

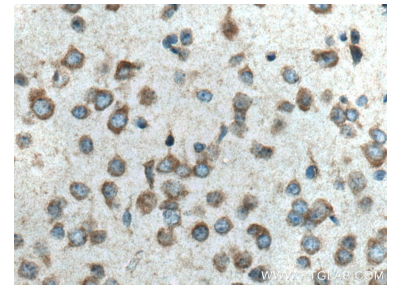
## Selected Validation Data



Various lysates were subjected to Tris-Acetate gel system followed by western blot with 28618-1-AP (VPS13A antibody) at dilution of 1:600 incubated at room temperature for 1.5 hours. This data was developed using the same antibody clone with 28618-1-PBS in a different storage buffer formulation.



Immunohistochemical analysis of paraffin-embedded mouse brain tissue slide using 28618-1-AP (VPS13A antibody) at dilution of 1:200 (under 10x lens). Heat mediated antigen retrieval with Tris-EDTA buffer (pH 9.0). This data was developed using the same antibody clone with 28618-1-PBS in a different storage buffer formulation.



Immunohistochemical analysis of paraffin-embedded mouse brain tissue slide using 28618-1-AP (VPS13A antibody) at dilution of 1:200 (under 40x lens). Heat mediated antigen retrieval with Tris-EDTA buffer (pH 9.0). This data was developed using the same antibody clone with 28618-1-PBS in a different storage buffer formulation.