

For Research Use Only

# GANAB Polyclonal antibody, PBS Only

Catalog Number: 29183-1-PBS

Featured Product



## Basic Information

**Catalog Number:**

29183-1-PBS

**Size:**

100ug, Concentration: 1 mg/ml by Nanodrop;

**Source:**

Rabbit

**Isotype:**

IgG

**Immunogen Catalog Number:**

AG30417

**GenBank Accession Number:**

BC017435

**GeneID (NCBI):**

23193

**UNIPROT ID:**

Q14697

**Full Name:**

glucosidase, alpha; neutral AB

**Calculated MW:**

944aa, 107 kDa; 488aa, 55 kDa

**Observed MW:**

110-120 kDa

**Purification Method:**

Antigen affinity purification

## Applications

**Tested Applications:**

WB, IHC, Indirect ELISA

**Species Specificity:**

human, mouse, rat

## Storage

**Storage:**

Store at -80°C.

**Storage Buffer:**

PBS Only

For technical support and original validation data for this product please contact:

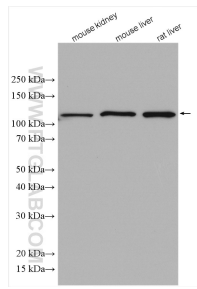
T: 1 (888) 4PTGLAB (1-888-478-4522) (toll free in USA), or 1(312) 455-8498 (outside USA)

E: [proteintech@ptglab.com](mailto:proteintech@ptglab.com)

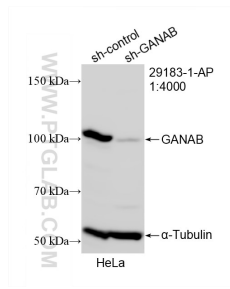
W: [ptglab.com](http://ptglab.com)

This product is exclusively available under Proteintech Group brand and is not available to purchase from any other manufacturer.

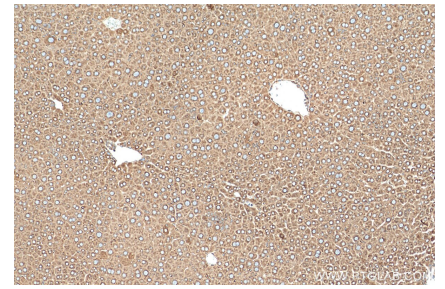
## Selected Validation Data



Various lysates were subjected to SDS PAGE followed by western blot with 29183-1-AP (GANAB antibody) at dilution of 1:1000 incubated at room temperature for 1.5 hours. This data was developed using the same antibody clone with 29183-1-PBS in a different storage buffer formulation.



WB result of GANAB antibody (29183-1-AP; 1:4000; incubated at room temperature for 1.5 hours) with sh-Control and sh-GANAB transfected HeLa cells. This data was developed using the same antibody clone with 29183-1-PBS in a different storage buffer formulation.



Immunohistochemical analysis of paraffin-embedded mouse liver tissue slide using 29183-1-AP (GANAB antibody) at dilution of 1:200 (under 10x lens). Heat mediated antigen retrieval with Tris-EDTA buffer (pH 9.0). This data was developed using the same antibody clone with 29183-1-PBS in a different storage buffer formulation.