

For Research Use Only

SEC23B Polyclonal antibody, PBS Only

Catalog Number: 30510-1-PBS

Featured Product



Basic Information

Catalog Number:

30510-1-PBS

Size:

100ug, Concentration: 1 mg/ml by Nanodrop;

Source:

Rabbit

Isotype:

IgG

Immunogen Catalog Number:

AG33302

GenBank Accession Number:

BC005404

GeneID (NCBI):

10483

UNIPROT ID:

Q15437

Full Name:

Sec23 homolog B (S. cerevisiae)

Calculated MW:

86 kDa

Observed MW:

80-86 kDa

Purification Method:

Antigen affinity purification

Applications

Tested Applications:

WB, IHC, IF/ICC, Indirect ELISA

Species Specificity:

human, mouse

Storage

Storage:

Store at -80°C.

Storage Buffer:

PBS only, pH7.3

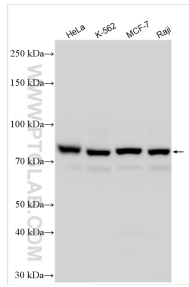
For technical support and original validation data for this product please contact:

T: 1 (888) 4PTGLAB (1-888-478-4522) (toll free in USA), or 1(312) 455-8498 (outside USA)

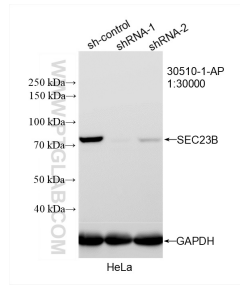
E: proteintech@ptglab.com
W: ptglab.com

This product is exclusively available under Proteintech Group brand and is not available to purchase from any other manufacturer.

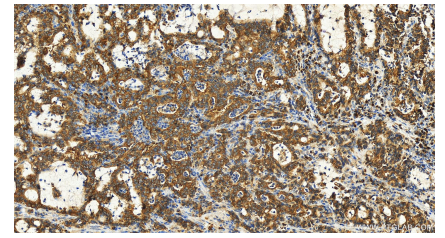
Selected Validation Data



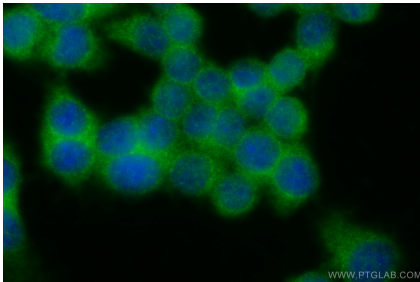
Various lysates were subjected to SDS PAGE followed by western blot with 30510-1-AP (SEC23B antibody) at dilution of 1:2000 incubated at room temperature for 1.5 hours. This data was developed using the same antibody clone with 30510-1-PBS in a different storage buffer formulation.



WB result of SEC23B antibody (30510-1-AP; 1:30000; incubated at room temperature for 1.5 hours) with sh-Control and sh-SEC23B transfected HeLa cells. This data was developed using the same antibody clone with 30510-1-PBS in a different storage buffer formulation.



Immunohistochemical analysis of paraffin-embedded human stomach cancer tissue slide using 30510-1-AP (SEC23B antibody) at dilution of 1:200 (under 20x lens). Heat mediated antigen retrieval with Tris-EDTA buffer (pH 9.0). This data was developed using the same antibody clone with 30510-1-PBS in a different storage buffer formulation.



Immunofluorescent analysis of (-20°C Ethanol) fixed RAW 264.7 cells using SEC23B antibody (30510-1-AP) at dilution of 1:400 and CoraLite@488-Conjugated AffiniPure Goat Anti-Rabbit IgG(H+L). This data was developed using the same antibody clone with 30510-1-PBS in a different storage buffer formulation.