

For Research Use Only

RNF180 Polyclonal antibody, PBS Only

Catalog Number: 30941-1-PBS

Featured Product



Basic Information

Catalog Number:

30941-1-PBS

Size:

100ug, Concentration: 1 mg/ml by Nanodrop;

Source:

Rabbit

Isotype:

IgG

Immunogen Catalog Number:

AG34138

GenBank Accession Number:

BC101277

GeneID (NCBI):

285671

UNIPROT ID:

Q86T96

Full Name:

ring finger protein 180

Calculated MW:

592 aa, 68 kDa

Observed MW:

70 kDa, 48kDa

Purification Method:

Antigen affinity Purification

Applications

Tested Applications:

WB, IHC, IF/ICC, Indirect ELISA

Species Specificity:

human, mouse, rat

Storage

Storage:

Store at -80°C.

Storage Buffer:

PBS only, pH7.3

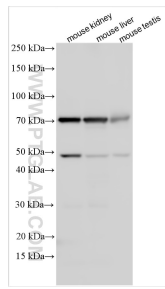
For technical support and original validation data for this product please contact:

T: 1 (888) 4PTGLAB (1-888-478-4522) (toll free in USA), or 1(312) 455-8498 (outside USA)

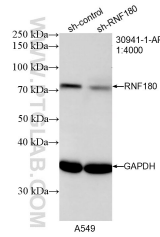
E: proteintech@ptglab.com
W: ptglab.com

This product is exclusively available under Proteintech Group brand and is not available to purchase from any other manufacturer.

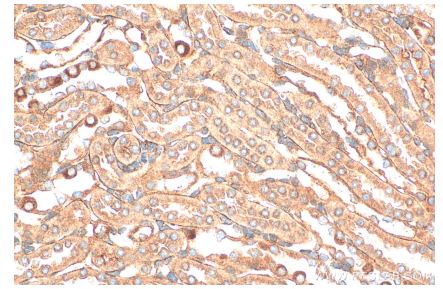
Selected Validation Data



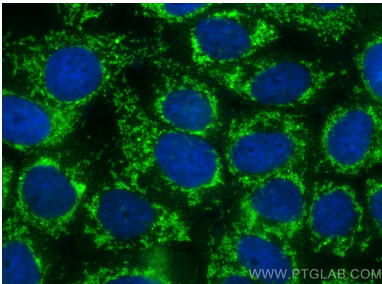
Various lysates were subjected to SDS PAGE followed by western blot with 30941-1-AP (RNF180 antibody) at dilution of 1:1000 incubated at room temperature for 1.5 hours. This data was developed using the same antibody clone with 30941-1-PBS in a different storage buffer formulation.



WB result of RNF180 antibody (30941-1-AP; 1:4000; incubated at room temperature for 1.5 hours) with sh-Control and sh-RNF180 transfected A549 cells. This data was developed using the same antibody clone with 30941-1-PBS in a different storage buffer formulation.



Immunohistochemical analysis of paraffin-embedded mouse kidney tissue slide using 30941-1-AP (RNF180 antibody) at dilution of 1:200 (under 40x lens). Heat mediated antigen retrieval with Tris-EDTA buffer (pH 9.0). This data was developed using the same antibody clone with 30941-1-PBS in a different storage buffer formulation.



Immunofluorescent analysis of (-20°C Methanol) fixed A431 cells using RNF180 antibody (30941-1-AP) at dilution of 1:400 and Multi-rAb CoraLite® Plus 488-Goat Anti-Rabbit Recombinant Secondary Antibody (H+L) (RGAR002). This data was developed using the same antibody clone with 30941-1-PBS in a different storage buffer formulation.