

For Research Use Only

# NCOA2/SRC2 Polyclonal antibody, PBS Only

Catalog Number:30962-1-PBS



## Basic Information

**Catalog Number:**

30962-1-PBS

**Size:**

100ug , Concentration: 1 mg/ml by Nanodrop;

**Source:**

Rabbit

**Isotype:**

IgG

**Immunogen Catalog Number:**

AG33768

**GenBank Accession Number:**

BC114383

**GeneID (NCBI):**

10499

**UNIPROT ID:**

Q15596

**Full Name:**

nuclear receptor coactivator 2

**Calculated MW:**

1464 aa, 159 kDa

**Observed MW:**

160-180 kDa

**Purification Method:**

Antigen affinity Purification

## Applications

**Tested Applications:**

WB, IF/ICC, Indirect ELISA

**Species Specificity:**

human

## Storage

**Storage:**

Store at -80°C.

**Storage Buffer:**

PBS only, pH7.3

For technical support and original validation data for this product please contact:

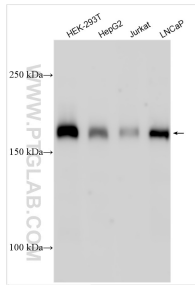
T: 1 (888) 4PTGLAB (1-888-478-4522) (toll free in USA), or 1(312) 455-8498 (outside USA)

E: [proteintech@ptglab.com](mailto:proteintech@ptglab.com)

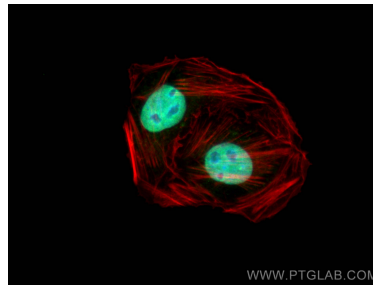
W: [ptglab.com](http://ptglab.com)

This product is exclusively available under Proteintech Group brand and is not available to purchase from any other manufacturer.

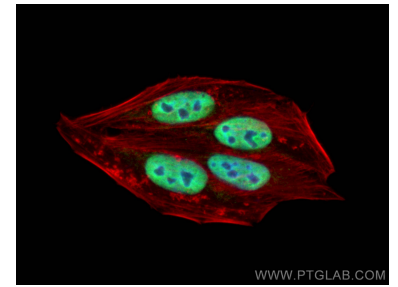
## Selected Validation Data



Various lysates were subjected to SDS PAGE followed by western blot with 30962-1-AP (NCOA2 antibody) at dilution of 1:2500 incubated at room temperature for 1.5 hours. This data was developed using the same antibody clone with 30962-1-PBS in a different storage buffer formulation.



Immunofluorescent analysis of (4% PFA) fixed U2OS cells using NCOA2 antibody (30962-1-AP) at dilution of 1:200 and CoraLite®488-Conjugated AffiniPure Goat Anti-Rabbit IgG(H+L), CL594-Phalloidin (red). This data was developed using the same antibody clone with 30962-1-PBS in a different storage buffer formulation.



Immunofluorescent analysis of (4% PFA) fixed HepG2 cells using NCOA2 antibody (30962-1-AP) at dilution of 1:400 and CoraLite®488-Conjugated AffiniPure Goat Anti-Rabbit IgG(H+L), CL594-Phalloidin (red). This data was developed using the same antibody clone with 30962-1-PBS in a different storage buffer formulation.