

For Research Use Only

CCDC91 Polyclonal antibody, PBS Only

Catalog Number: 31097-1-PBS

Featured Product



Basic Information

Catalog Number:

31097-1-PBS

Size:

100ug, Concentration: 1 mg/ml by Nanodrop;

Source:

Rabbit

Isotype:

IgG

Immunogen Catalog Number:

AG34863

GenBank Accession Number:

BC028682

GeneID (NCBI):

55297

UNIPROT ID:

Q7Z6B0

Full Name:

coiled-coil domain containing 91

Observed MW:

50 kDa

Purification Method:

Antigen affinity purification

Applications

Tested Applications:

WB, IF/ICC, Indirect ELISA

Species Specificity:

human, mouse, rat

Background Information

CCDC91, also known as GGABP, p56, HSD8, is a critical accessory protein that promotes transport of carrier vesicles between the Golgi and lysosomes and lysosomal enzyme maturation (PMID: 17596511).

Storage

Storage:

Store at -80°C.

Storage Buffer:

PBS Only

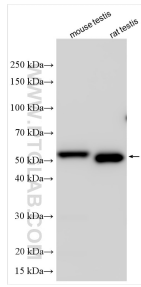
For technical support and original validation data for this product please contact:

T: 1 (888) 4PTGLAB (1-888-478-4522) (toll free in USA), or 1(312) 455-8498 (outside USA)

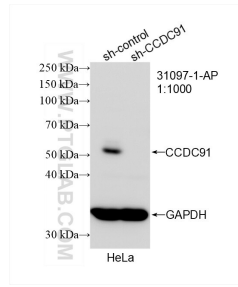
E: proteintech@ptglab.com
W: ptglab.com

This product is exclusively available under Proteintech Group brand and is not available to purchase from any other manufacturer.

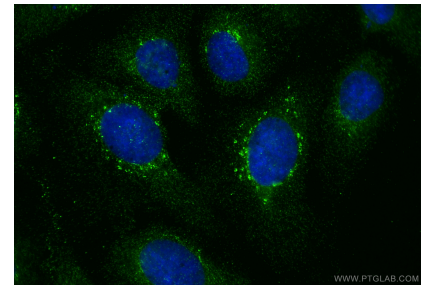
Selected Validation Data



Various lysates were subjected to SDS PAGE followed by western blot with 31097-1-AP (CCDC91 antibody) at dilution of 1:2500 incubated at room temperature for 1.5 hours. This data was developed using the same antibody clone with 31097-1-PBS in a different storage buffer formulation.



WB result of CCDC91 antibody (31097-1-AP; 1:1000; incubated at room temperature for 1.5 hours) with sh-Control and sh-CCDC91 transfected HeLa cells. This data was developed using the same antibody clone with 31097-1-PBS in a different storage buffer formulation.



Immunofluorescent analysis of (4% PFA) fixed U2OS cells using CCDC91 antibody (31097-1-AP) at dilution of 1:200 and CoraLite®488-Conjugated Goat Anti-Rabbit IgG(H+L) (SA00013-2). This data was developed using the same antibody clone with 31097-1-PBS in a different storage buffer formulation.