

For Research Use Only

TSEN34 Polyclonal antibody, PBS Only

Catalog Number: 31212-1-PBS

Featured Product



Basic Information

Catalog Number:

31212-1-PBS

Size:

100ug, Concentration: 1 mg/ml by Nanodrop;

Source:

Rabbit

Isotype:

IgG

Immunogen Catalog Number:

AG35120

GenBank Accession Number:

BC020805

GeneID (NCBI):

79042

UNIPROT ID:

Q9BSV6

Full Name:

tRNA splicing endonuclease 34 homolog (S. cerevisiae)

Calculated MW:

34 kDa

Observed MW:

34-36 kDa

Purification Method:

Antigen affinity Purification

Applications

Tested Applications:

WB, IF/ICC, Indirect ELISA

Species Specificity:

human

Background Information

The human tRNA splicing endonuclease consists of a heterotetramer complex formed by the four TSEN proteins, which were identified by homology with their yeast counterparts. TSEN2 and TSEN34 are the catalytic subunits, which form a compound active site, whereas TSEN54 and TSEN15 are structural proteins. (PMID: 27392077)

Storage

Storage:

Store at -80°C.

Storage Buffer:

PBS only, pH7.3

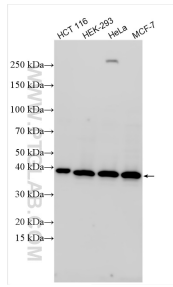
For technical support and original validation data for this product please contact:

T: 1 (888) 4PTGLAB (1-888-478-4522) (toll free in USA), or 1(312) 455-8498 (outside USA)

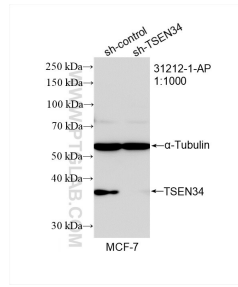
E: proteintech@ptglab.com
W: ptglab.com

This product is exclusively available under Proteintech Group brand and is not available to purchase from any other manufacturer.

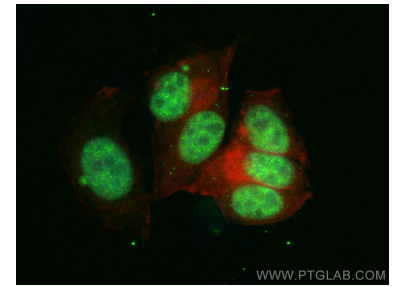
Selected Validation Data



Various lysates were subjected to SDS PAGE followed by western blot with 31212-1-AP (TSEN34 antibody) at dilution of 1:4000 incubated at room temperature for 1.5 hours. This data was developed using the same antibody clone with 31212-1-PBS in a different storage buffer formulation.



WB result of TSEN34 antibody (31212-1-AP; 1:1000; incubated at room temperature for 1.5 hours) with sh-Control and sh-TSEN34 transfected MCF-7 cells. This data was developed using the same antibody clone with 31212-1-PBS in a different storage buffer formulation.



Immunofluorescent analysis of (4% PFA) fixed MCF-7 cells using TSEN34 antibody (31212-1-AP) at dilution of 1:600 and Multi-rAb CoraLite® Plus 488-Goat Anti-Rabbit Recombinant Secondary Antibody (H+L) (RGAR002). This data was developed using the same antibody clone with 31212-1-PBS in a different storage buffer formulation.