

For Research Use Only

# ARFGEF2 Polyclonal antibody, PBS Only

Catalog Number: 31277-1-PBS



## Basic Information

Catalog Number:

31277-1-PBS

Size:

100ug, Concentration: 1 mg/ml by Nanodrop;

Source:

Rabbit

Isotype:

IgG

Immunogen Catalog Number:

AG35396

GenBank Accession Number:

BC050449

GeneID (NCBI):

10564

UNIPROT ID:

Q9Y6D5

Full Name:

ADP-ribosylation factor guanine nucleotide-exchange factor 2 (brefeldin A-inhibited)

Observed MW:

202 kDa

Purification Method:

Antigen affinity purification

## Applications

Tested Applications:

WB, IHC, Indirect ELISA

Species Specificity:

human, mouse

## Background Information

ADP-ribosylation factors (ARFs) play an important role in intracellular vesicular trafficking. ARFGEF2 is involved in the activation of ARFs by accelerating replacement of bound GDP with GTP and is involved in Golgi transport. ARFGEF2 contains a Sec7 domain, which may be responsible for its guanine-nucleotide exchange activity and also brefeldin A inhibition.

## Storage

Storage:

Store at -80°C.

Storage Buffer:

PBS Only

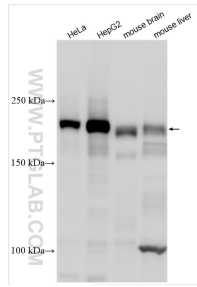
For technical support and original validation data for this product please contact:

T: 1 (888) 4PTGLAB (1-888-478-4522) (toll free in USA), or 1(312) 455-8498 (outside USA)

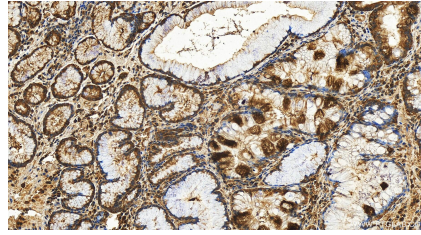
E: [proteintech@ptglab.com](mailto:proteintech@ptglab.com)  
W: [ptglab.com](http://ptglab.com)

This product is exclusively available under Proteintech Group brand and is not available to purchase from any other manufacturer.

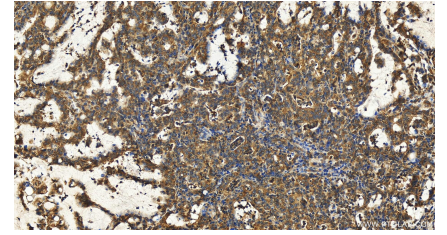
## Selected Validation Data



Various lysates were subjected to SDS PAGE followed by western blot with 31277-1-AP (ARFGEF2 antibody) at dilution of 1:1000 incubated at room temperature for 1.5 hours. This data was developed using the same antibody clone with 31277-1-PBS in a different storage buffer formulation.



Immunohistochemical analysis of paraffin-embedded human stomach cancer tissue slide using 31277-1-AP (ARFGEF2 antibody) at dilution of 1:200 (under 20x lens). Heat mediated antigen retrieval with Tris-EDTA buffer (pH 9.0). This data was developed using the same antibody clone with 31277-1-PBS in a different storage buffer formulation.



Immunohistochemical analysis of paraffin-embedded human stomach cancer tissue slide using 31277-1-AP (ARFGEF2 antibody) at dilution of 1:200 (under 20x lens). Heat mediated antigen retrieval with Tris-EDTA buffer (pH 9.0). This data was developed using the same antibody clone with 31277-1-PBS in a different storage buffer formulation.