

For Research Use Only

# FRMPD3 Polyclonal antibody, PBS Only

Catalog Number: 31635-1-PBS



## Basic Information

Catalog Number:

31635-1-PBS

Size:

100ug, Concentration: 1 mg/ml by Nanodrop;

Source:

Rabbit

Isotype:

IgG

Immunogen Catalog Number:

AG36254

GenBank Accession Number:

NM\_032428

GeneID (NCBI):

84443

UNIPROT ID:

Q5JV73

Full Name:

FERM and PDZ domain containing 3

Calculated MW:

199kDa

Observed MW:

199 kDa

Purification Method:

Antigen affinity Purification

## Applications

Tested Applications:

IHC, Indirect ELISA

Species Specificity:

human, mouse

## Background Information

FRMPD3 encodes a protein that contains a PDZ (post synaptic density protein (PSD95), Drosophila disc large tumor suppressor (Dlg1), and zonula occludens-1 protein (zo-1) domain at the N-terminus followed by a FERM domain. The PDZ domain is thought to function in protein-protein interactions, mainly by binding to specific C-terminal peptides of other proteins. The FERM domain is found in proteins that are localized to the plasma membrane and are associated with the cytoskeleton

## Storage

Storage:

Store at -80°C.

Storage Buffer:

PBS only, pH7.3

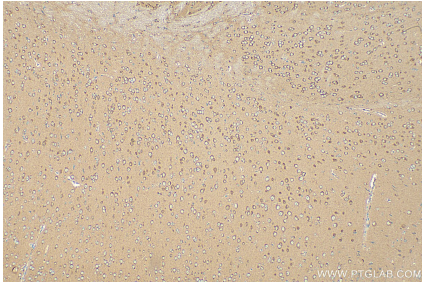
For technical support and original validation data for this product please contact:

T: 1 (888) 4PTGLAB (1-888-478-4522) (toll free in USA), or 1(312) 455-8498 (outside USA)

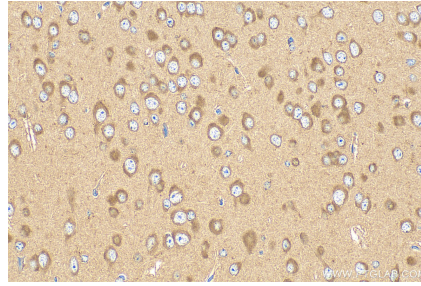
E: [proteintech@ptglab.com](mailto:proteintech@ptglab.com)  
W: [ptglab.com](http://ptglab.com)

**This product is exclusively available under Proteintech Group brand and is not available to purchase from any other manufacturer.**

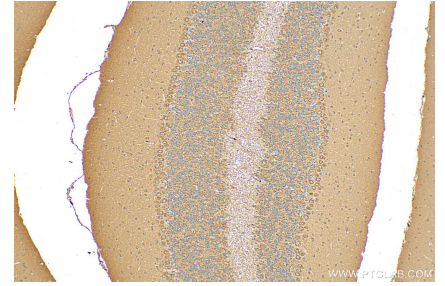
## Selected Validation Data



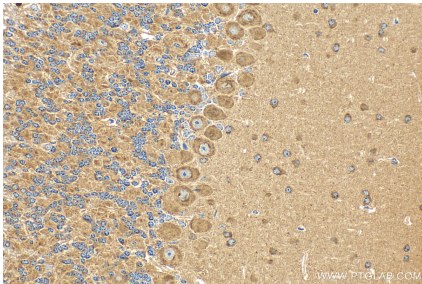
Immunohistochemical analysis of paraffin-embedded mouse brain tissue slide using 31635-1-AP (FRMPD3 antibody) at dilution of 1:200 (under 10x lens). Heat mediated antigen retrieval with Tris-EDTA buffer (pH 9.0). This data was developed using the same antibody clone with 31635-1-PBS in a different storage buffer formulation.



Immunohistochemical analysis of paraffin-embedded mouse brain tissue slide using 31635-1-AP (FRMPD3 antibody) at dilution of 1:200 (under 40x lens). Heat mediated antigen retrieval with Tris-EDTA buffer (pH 9.0). This data was developed using the same antibody clone with 31635-1-PBS in a different storage buffer formulation.



Immunohistochemical analysis of paraffin-embedded mouse cerebellum tissue slide using 31635-1-AP (FRMPD3 antibody) at dilution of 1:200 (under 10x lens). Heat mediated antigen retrieval with Tris-EDTA buffer (pH 9.0). This data was developed using the same antibody clone with 31635-1-PBS in a different storage buffer formulation.



Immunohistochemical analysis of paraffin-embedded mouse cerebellum tissue slide using 31635-1-AP (FRMPD3 antibody) at dilution of 1:200 (under 40x lens). Heat mediated antigen retrieval with Tris-EDTA buffer (pH 9.0). This data was developed using the same antibody clone with 31635-1-PBS in a different storage buffer formulation.