

For Research Use Only

SHROOM4 Polyclonal antibody

Catalog Number: 31712-1-AP



Basic Information

Catalog Number: 31712-1-AP	GenBank Accession Number: BC151240	Purification Method: Antigen affinity Purification
Size: 150ul , Concentration: 750 ug/ml by Nanodrop;	GeneID (NCBI): 57477	Recommended Dilutions: IHC: 1:50-1:500 IF/ICC: 1:50-1:500
Source: Rabbit	UNIPROT ID: Q9ULL8	
Isotype: IgG	Full Name: shroom family member 4	
Immunogen Catalog Number: AG36423		

Applications

Tested Applications: IHC, IF/ICC, ELISA	Positive Controls: IHC : human placenta tissue, mouse testis tissue IF/ICC : HUVEC cells,
Species Specificity: human, mouse	
Note-IHC: suggested antigen retrieval with TE buffer pH 9.0; (*) Alternatively, antigen retrieval may be performed with citrate buffer pH 6.0	

Background Information

The Shroom-related gene SHROOM4 (formerly called KIAA1202) has also been implicated in neural development, as mutations in this gene are associated with human X-linked mental retardation. SHROOM4 is expressed in a wide range of tissue types during mouse development, including the vascular endothelium of the lung and the polarized epithelium of the neural tube and kidney.

Storage

Storage:
Store at -20°C. Stable for one year after shipment.
Storage Buffer:
PBS with 0.02% sodium azide and 50% glycerol, pH7.3
Aliquoting is unnecessary for -20°C storage

*** 20ul sizes contain 0.1% BSA

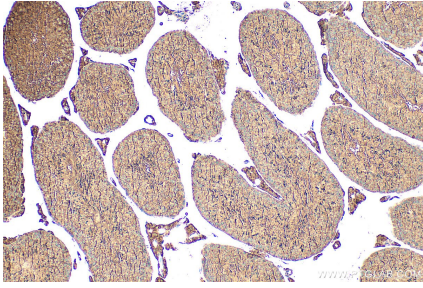
For technical support and original validation data for this product please contact:

T: 1 (888) 4PTGLAB (1-888-478-4522) (toll free in USA), or 1(312) 455-8498 (outside USA)

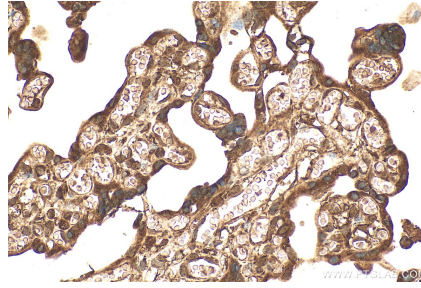
E: proteintech@ptglab.com
W: ptglab.com

This product is exclusively available under Proteintech Group brand and is not available to purchase from any other manufacturer.

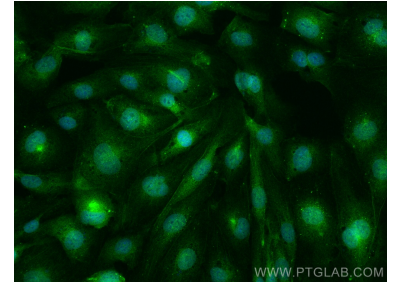
Selected Validation Data



Immunohistochemical analysis of paraffin-embedded mouse testis tissue slide using 31712-1-AP (SHROOM4 antibody) at dilution of 1:100 (under 10x lens). Heat mediated antigen retrieval with Tris-EDTA buffer (pH 9.0).



Immunohistochemical analysis of paraffin-embedded human placenta tissue slide using 31712-1-AP (SHROOM4 antibody) at dilution of 1:100 (under 40x lens). Heat mediated antigen retrieval with Tris-EDTA buffer (pH 9.0).



Immunofluorescent analysis of (4% PFA) fixed HUVEC cells using SHROOM4 antibody (31712-1-AP) at dilution of 1:200 and CoraLite®488-Conjugated Goat Anti-Rabbit IgG(H+L) (SA00013-2).