

For Research Use Only

SHROOM4 Polyclonal antibody, PBS Only

Catalog Number: 31712-1-PBS



Basic Information

Catalog Number:

31712-1-PBS

Size:

100ug, Concentration: 1 mg/ml by Nanodrop;

Source:

Rabbit

Isotype:

IgG

Immunogen Catalog Number:

AG36423

GenBank Accession Number:

BC151240

GeneID (NCBI):

57477

UNIPROT ID:

Q9ULL8

Full Name:

shroom family member 4

Purification Method:

Antigen affinity Purification

Applications

Tested Applications:

IHC, IF/ICC, Indirect ELISA

Species Specificity:

human, mouse

Background Information

The Shroom-related gene SHROOM4 (formerly called KIAA1202) has also been implicated in neural development, as mutations in this gene are associated with human X-linked mental retardation. SHROOM4 is expressed in a wide range of tissue types during mouse development, including the vascular endothelium of the lung and the polarized epithelium of the neural tube and kidney.

Storage

Storage:

Store at -80°C.

Storage Buffer:

PBS only, pH7.3

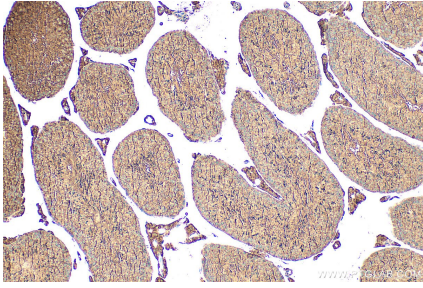
For technical support and original validation data for this product please contact:

T: 1 (888) 4PTGLAB (1-888-478-4522) (toll free in USA), or 1(312) 455-8498 (outside USA)

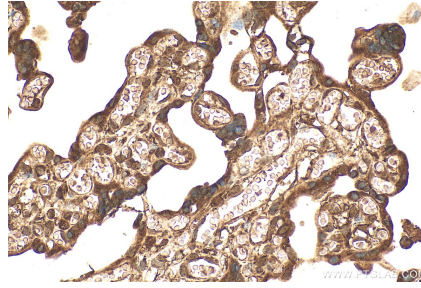
E: proteintech@ptglab.com
W: ptglab.com

This product is exclusively available under Proteintech Group brand and is not available to purchase from any other manufacturer.

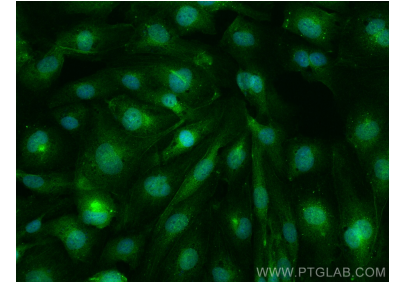
Selected Validation Data



Immunohistochemical analysis of paraffin-embedded mouse testis tissue slide using 31712-1-AP (SHROOM4 antibody) at dilution of 1:100 (under 10x lens). Heat mediated antigen retrieval with Tris-EDTA buffer (pH 9.0). This data was developed using the same antibody clone with 31712-1-PBS in a different storage buffer formulation.



Immunohistochemical analysis of paraffin-embedded human placenta tissue slide using 31712-1-AP (SHROOM4 antibody) at dilution of 1:100 (under 40x lens). Heat mediated antigen retrieval with Tris-EDTA buffer (pH 9.0). This data was developed using the same antibody clone with 31712-1-PBS in a different storage buffer formulation.



Immunofluorescent analysis of (4% PFA) fixed HUVEC cells using SHROOM4 antibody (31712-1-AP) at dilution of 1:200 and CoraLite®488-Conjugated Goat Anti-Rabbit IgG(H+L) (SA00013-2). This data was developed using the same antibody clone with 31712-1-PBS in a different storage buffer formulation.