

For Research Use Only

ZNF618 Polyclonal antibody

Catalog Number: 31972-1-AP



Basic Information

Catalog Number: 31972-1-AP	GenBank Accession Number: NM_001318042.1	Purification Method: Antigen affinity Purification
Size: 150ul , Concentration: 500 ug/ml by Nanodrop;	GeneID (NCBI): 114991	Recommended Dilutions: WB 1:1000-1:4000
Source: Rabbit	UNIPROT ID: Q5T7W0	IHC 1:50-1:500
Isotype: IgG	Full Name: zinc finger protein 618	IF/ICC 1:400-1:1600
Immunogen Catalog Number: AG36487	Calculated MW: 105kDa 954aa	
	Observed MW: 100-113 kDa	

Applications

Tested Applications:
WB, IHC, IF/ICC, ELISA

Species Specificity:
human

Note-IHC: suggested antigen retrieval with **TE buffer pH 9.0; (*)** Alternatively, antigen retrieval may be performed with **citrate buffer pH 6.0**

Positive Controls:

WB : MCF-7 cells, SH-SY5Y cells, Caki-2 cells

IHC : human cervical cancer tissue, human stomach cancer tissue

IF/ICC : A549 cells,

Background Information

Zinc finger protein 618 (ZNF618) is a key protein associated with DNA methylation and acts as a specific 5hmC reader in vivo to regulate UHRF2 function by promoting UHRF2 chromatin localization. In addition, ZNF618 is not only associated with the induction, maintenance or progression of female breast cancer, but is also up-regulated in lung cancer cells.

Storage


Storage:
Store at -20°C. Stable for one year after shipment.
Storage Buffer:
PBS with 0.02% sodium azide and 50% glycerol pH 7.3.
Aliquoting is unnecessary for -20°C storage

*** 20ul sizes contain 0.1% BSA

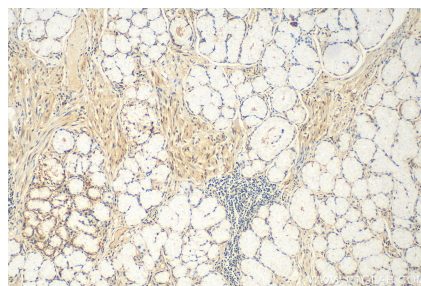
For technical support and original validation data for this product please contact:
T: 1 (888) 4PTGLAB (1-888-478-4522) (toll free in USA), or 1(312) 455-8498 (outside USA)
E: proteintech@ptglab.com
W: ptglab.com

This product is exclusively available under Proteintech Group brand and is not available to purchase from any other manufacturer.

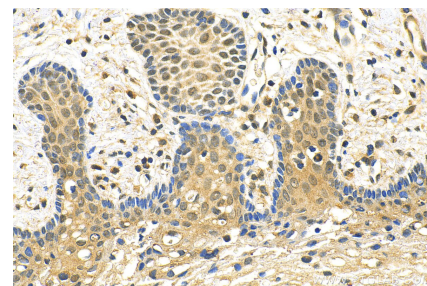
Selected Validation Data



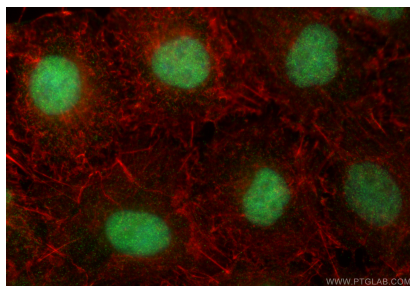
Various lysates were subjected to SDS PAGE followed by western blot with 31972-1-AP (ZNF618 antibody) at dilution of 1:2000 incubated at room temperature for 1.5 hours.



Immunohistochemical analysis of paraffin-embedded human stomach cancer tissue slide using 31972-1-AP (ZNF618 antibody) at dilution of 1:200 (under 10x lens). Heat mediated antigen retrieval with Tris-EDTA buffer (pH 9.0).



Immunohistochemical analysis of paraffin-embedded human cervical cancer tissue slide using 31972-1-AP (ZNF618 antibody) at dilution of 1:200 (under 40x lens). Heat mediated antigen retrieval with Tris-EDTA buffer (pH 9.0).



Immunofluorescent analysis of (4% PFA) fixed A549 cells using ZNF618 antibody (31972-1-AP) at dilution of 1:800 and Multi-rAb Coralite® Plus 488-Goat Anti-Rabbit Recombinant Secondary Antibody (H+L) (RGAR002), CL594-Phalloidin (red).