

For Research Use Only

WIZ Polyclonal antibody

Catalog Number: 32378-1-AP



Basic Information

Catalog Number: 32378-1-AP	GenBank Accession Number: BC136641	Purification Method: Antigen affinity Purification
Size: 150ul , Concentration: 600 ug/ml by Nanodrop;	GeneID (NCBI): 58525	Recommended Dilutions: IHC: 1:400-1:1600 IF/ICC: 1:200-1:800
Source: Rabbit	UNIPROT ID: O95785	
Isotype: IgG	Full Name: widely interspaced zinc finger motifs	
Immunogen Catalog Number: AG37337		

Applications

Tested Applications: IHC, IF/ICC, ELISA	Positive Controls: IHC : mouse pancreas tissue, IF/ICC : U-251 cells,
Species Specificity: human, mouse, rat	
Note-IHC: suggested antigen retrieval with TE buffer pH 9.0; (*) Alternatively, antigen retrieval may be performed with citrate buffer pH 6.0	

Storage

Storage:
Store at -20°C. Stable for one year after shipment.
Storage Buffer:
PBS with 0.02% sodium azide and 50% glycerol, pH7.3
Aliquoting is unnecessary for -20°C storage

*** 20ul sizes contain 0.1% BSA

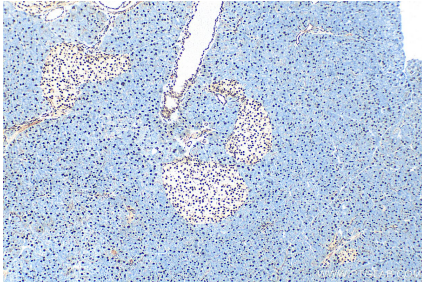
For technical support and original validation data for this product please contact:

T: 1 (888) 4PTGLAB (1-888-478-4522) (toll free in USA), or 1(312) 455-8498 (outside USA)

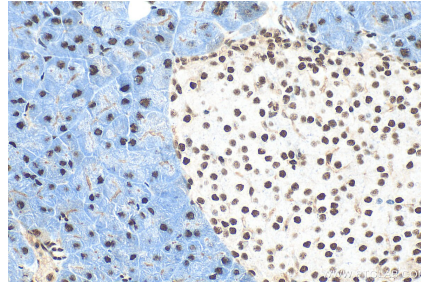
E: proteintech@ptglab.com
W: ptglab.com

This product is exclusively available under Proteintech Group brand and is not available to purchase from any other manufacturer.

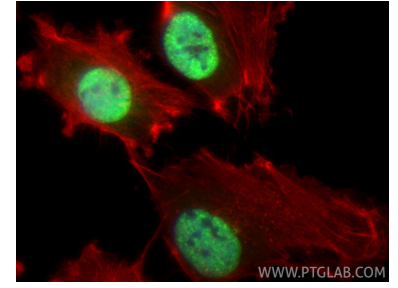
Selected Validation Data



Immunohistochemical analysis of paraffin-embedded mouse pancreas tissue slide using 32378-1-AP (WIZ antibody) at dilution of 1:800 (under 10x lens). Heat mediated antigen retrieval with Tris-EDTA buffer (pH 9.0).



Immunohistochemical analysis of paraffin-embedded mouse pancreas tissue slide using 32378-1-AP (WIZ antibody) at dilution of 1:800 (under 40x lens). Heat mediated antigen retrieval with Tris-EDTA buffer (pH 9.0).



Immunofluorescent analysis of (4% PFA) fixed U-251 cells using WIZ antibody (32378-1-AP) at dilution of 1:400 and CoraLite@488-Conjugated Goat Anti-Rabbit IgG(H+L) (SA00013-2), CL594-phalloidin (red).