

For Research Use Only

STOX2 Polyclonal antibody, PBS Only

Catalog Number: 32724-1-PBS



Basic Information

Catalog Number:

32724-1-PBS

Size:

100ug, Concentration: 1 mg/ml by Nanodrop;

Source:

Rabbit

Isotype:

IgG

Immunogen Catalog Number:

AG37972

GenBank Accession Number:

BC146754

GeneID (NCBI):

56977

UNIPROT ID:

Q9P2F5

Full Name:

storkhead box 2

Calculated MW:

926 aa, 103 kDa

Observed MW:

103 kDa

Purification Method:

Antigen affinity Purification

Applications

Tested Applications:

WB, IHC, Indirect ELISA

Species Specificity:

human, mouse, rat

Background Information

Storkhead box protein 2 (STOX2) is a transcriptional factor associated with pre-eclampsia with fetal growth restriction. It can accelerated oral squamous cell carcinoma cell growth, invasion, suppressed apoptosis, and enhanced resistance to paclitaxel, cisplatin, and 5-fluorouracil (PMID: 16763278; 25275603; 27050375).

Storage

Storage:

Store at -80°C.

Storage Buffer:

PBS only, pH7.3

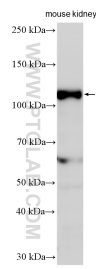
For technical support and original validation data for this product please contact:

T: 1 (888) 4PTGLAB (1-888-478-4522) (toll free in USA), or 1(312) 455-8498 (outside USA)

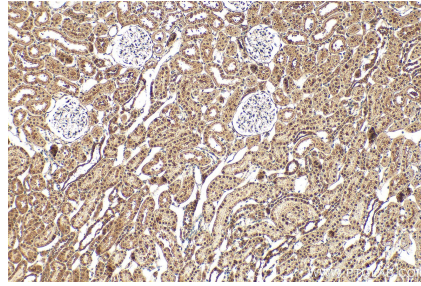
E: proteintech@ptglab.com
W: ptglab.com

This product is exclusively available under Proteintech Group brand and is not available to purchase from any other manufacturer.

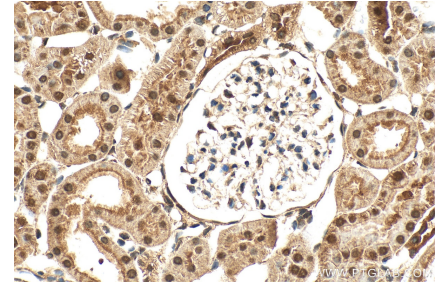
Selected Validation Data



Various lysates were subjected to SDS PAGE followed by western blot with 32724-1-AP (STOX2 antibody) at dilution of 1:2000 incubated at room temperature for 1.5 hours. This data was developed using the same antibody clone with 32724-1-PBS in a different storage buffer formulation.



Immunohistochemical analysis of paraffin-embedded rat kidney tissue slide using 32724-1-AP (STOX2 antibody) at dilution of 1:200 (under 10x lens). Heat mediated antigen retrieval with Tris-EDTA buffer (pH 9.0). This data was developed using the same antibody clone with 32724-1-PBS in a different storage buffer formulation.



Immunohistochemical analysis of paraffin-embedded rat kidney tissue slide using 32724-1-AP (STOX2 antibody) at dilution of 1:200 (under 40x lens). Heat mediated antigen retrieval with Tris-EDTA buffer (pH 9.0). This data was developed using the same antibody clone with 32724-1-PBS in a different storage buffer formulation.