

For Research Use Only

CARS2 Polyclonal antibody, PBS Only

Catalog Number: 33597-1-PBS

Featured Product



Basic Information

Catalog Number:

33597-1-PBS

Size:

100ug, Concentration: 1 mg/ml by Nanodrop;

Source:

Rabbit

Isotype:

IgG

Immunogen Catalog Number:

AG38943

GenBank Accession Number:

NM_024537.3

GeneID (NCBI):

79587

UNIPROT ID:

Q9HA77

Full Name:

cysteinyl-tRNA synthetase 2, mitochondrial (putative)

Calculated MW:

62kDa 564aa

Observed MW:

55-63kd

Purification Method:

Antigen affinity Purification

Applications

Tested Applications:

WB, IF/ICC, IP, Indirect ELISA

Species Specificity:

human

Background Information

Cars2 (mitochondrial cysteine-tRNA synthetase 2) is a class I aminoacyl-tRNA synthetase encoded by nuclear gene, which locates in mitochondria. Its core function is to catalyze cysteine to bind to corresponding trna, and ensure the translation of mitochondrial protein. Its mutation will cause diseases related to mitochondrial dysfunction.

Storage

Storage:

Store at -80°C.

Storage Buffer:

PBS only, pH7.3

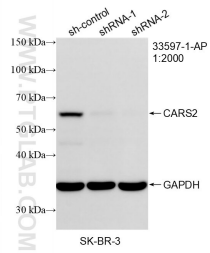
For technical support and original validation data for this product please contact:

T: 1 (888) 4PTGLAB (1-888-478-4522) (toll free in USA), or 1(312) 455-8498 (outside USA)

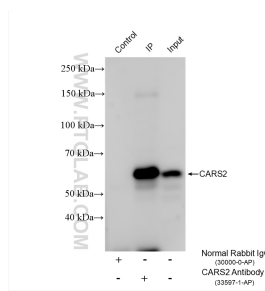
E: proteintech@ptglab.com
W: ptglab.com

This product is exclusively available under Proteintech Group brand and is not available to purchase from any other manufacturer.

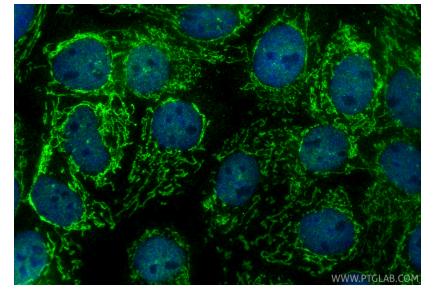
Selected Validation Data



WB result of CARS2 antibody (33597-1-AP; 1:2000; incubated at room temperature for 1.5 hours) with sh-Control and sh-CARS2 transfected SK-BR-3 cells. This data was developed using the same antibody clone with 33597-1-PBS in a different storage buffer formulation.



IP result of anti-CARS2 (IP:33597-1-AP, 4ug; Detection:33597-1-AP 1:3000) with SK-BR-3 cells lysate 1600 ug. This data was developed using the same antibody clone with 33597-1-PBS in a different storage buffer formulation.



Immunofluorescent analysis of (4% PFA) fixed A431 cells using CARS2 antibody (33597-1-AP) at dilution of 1:400 and CoraLite@488-Conjugated Goat Anti-Rabbit IgG(H+L) (SA00013-2). This data was developed using the same antibody clone with 33597-1-PBS in a different storage buffer formulation.