

For Research Use Only

SMIM17 Polyclonal antibody

Catalog Number: 34127-1-AP



Basic Information

Catalog Number:

34127-1-AP

Size:

150ul, Concentration: 420 ug/ml by Nanodrop;

Source:

Rabbit

Isotype:

IgG

Immunogen Catalog Number:

AG41690

GenBank Accession Number:

NM_001193628

GeneID (NCBI):

147670

UNIPROT ID:

PODL12

Full Name:

hypothetical protein LOC147670

Calculated MW:

118aa, 13 kDa

Observed MW:

20 kDa

Purification Method:

Antigen affinity Purification

Recommended Dilutions:

WB: 1:500-1:3000

IP: 0.5-4.0 ug for 1.0-3.0 mg of total protein lysate

Applications

Tested Applications:

WB, IP, ELISA

Species Specificity:

human, mouse, rat

Positive Controls:

WB : mouse brain tissue, rat brain tissue

IP : mouse brain tissue, rat brain tissue

Background Information

SMIM17 (Small Integral Membrane Protein 17) encodes a small integral membrane protein. It is predominantly expressed in the brain, with elevated levels in inhibitory and excitatory neurons, bipolar cells, and astrocytes. SMIM17 has been linked to endoplasmic reticulum-stress-induced apoptosis through its interaction with TMEM214 and CASP4, and has been suggested to play a role in neuronal synaptic function. Although its precise biological function remains largely unknown, it is considered a promising target for future neurobiological studies. SMIM17 is not currently recognized as a therapeutic drug target but has been identified in fusion events (e.g., AKT2-SMIM17) in sarcoma and shows altered expression in certain cancers, making it a gene of interest in both basic neuroscience and oncology research.

Storage

Storage:

Store at -20°C. Stable for one year after shipment.

Storage Buffer:

PBS with 0.02% sodium azide and 50% glycerol, pH7.3

Aliquoting is unnecessary for -20°C storage

*** 20ul sizes contain 0.1% BSA


For technical support and original validation data for this product please contact:

T: 1 (888) 4PTGLAB (1-888-478-4522) (toll free in USA), or 1(312) 455-8498 (outside USA)

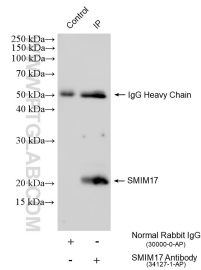
E: proteintech@ptglab.com
W: ptglab.com

This product is exclusively available under Proteintech Group brand and is not available to purchase from any other manufacturer.

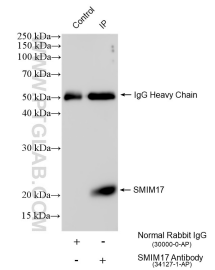
Selected Validation Data



Various lysates were subjected to SDS PAGE followed by western blot with 34127-1-AP (SMIM17 antibody) at dilution of 1:1500 incubated at room temperature for 1.5 hours.



IP result of anti-SMIM17 (IP:34127-1-AP, 4ug; Detection:34127-1-AP 1:600) with rat brain tissue lysate 1720 ug.



IP result of anti-SMIM17 (IP:34127-1-AP, 4ug; Detection:34127-1-AP 1:600) with mouse brain tissue lysate 1960 ug.