

For Research Use Only

# GATA5 Polyclonal antibody, PBS Only

Catalog Number: 55433-1-PBS



## Basic Information

**Catalog Number:**

55433-1-PBS

**Size:**

100ug, Concentration: 1 mg/ml by  
Nanodrop;

**Source:**

Rabbit

**Isotype:**

IgG

**GenBank Accession Number:**

NM\_080473

**GeneID (NCBI):**

140628

**UNIPROT ID:**

Q9BWX5

**Full Name:**

GATA binding protein 5

**Calculated MW:**

41 kDa

**Observed MW:**

41 kDa

**Purification Method:**

Antigen affinity purification

## Applications

**Tested Applications:**

WB, IHC, IF/ICC, Indirect ELISA

**Species Specificity:**

human

## Storage

**Storage:**

Store at -80°C.

**Storage Buffer:**

PBS Only


For technical support and original validation data for this product please contact:

T: 1 (888) 4PTGLAB (1-888-478-4522) (toll free  
in USA), or 1(312) 455-8498 (outside USA)

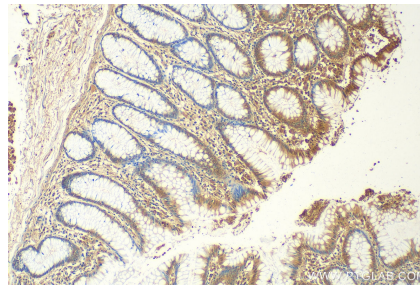
E: [proteintech@ptglab.com](mailto:proteintech@ptglab.com)  
W: [ptglab.com](http://ptglab.com)

This product is exclusively available under Proteintech Group brand and is not available to purchase from any other manufacturer.

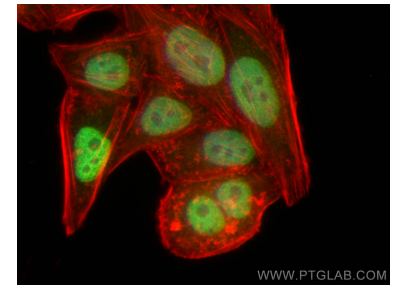
## Selected Validation Data



HepG2 cells were subjected to SDS PAGE followed by western blot with 55433-1-AP (GATA5 Antibody) at dilution of 1:300 incubated at room temperature for 1.5 hours. This data was developed using the same antibody clone with 55433-1-PBS in a different storage buffer formulation.



Immunohistochemical analysis of paraffin-embedded human colon tissue slide using 55433-1-AP (GATA5 antibody) at dilution of 1:200 (under 10x lens). Heat mediated antigen retrieval with Tris-EDTA buffer (pH 9.0). This data was developed using the same antibody clone with 55433-1-PBS in a different storage buffer formulation.



Immunofluorescent analysis of (4% PFA) fixed HepG2 cells using GATA5 antibody (55433-1-AP) at dilution of 1:200 and CoraLite@488-Conjugated AffiniPure Goat Anti-Rabbit IgG(H+L), CL594-phalloidin (red). This data was developed using the same antibody clone with 55433-1-PBS in a different storage buffer formulation.