

For Research Use Only

SLC12A3/NCCT Polyclonal antibody, PBS Only

Catalog Number: 55442-1-PBS



Basic Information

Catalog Number:

55442-1-PBS

Size:

100ug, Concentration: 1 mg/ml by
Nanodrop;

Source:

Rabbit

Isotype:

IgG

GenBank Accession Number:

NM_000339

GeneID (NCBI):

6559

UNIPROT ID:

P55017

Full Name:

solute carrier family 12
(sodium/chloride transporters),
member 3

Calculated MW:

114 kDa

Observed MW:

150 kDa

Purification Method:

Antigen affinity purification

Applications

Tested Applications:

WB, IHC, Indirect ELISA

Species Specificity:

human, mouse

Background Information

SLC12A3 also known as NCCT, NCC, is a sodium-chloride cotransporter (NCC), which mainly functions in the distal convoluted tubules of the kidney and is responsible for the reabsorption of sodium ions and chloride ions (PMID: 35591852). This cotransporter is the target of thiazide diuretics used in the treatment of hypertension. Mutations in SLC12A3 cause Gitelman syndrome (PMID: 8528245, 33462018).

Storage

Storage:

Store at -80°C.

Storage Buffer:

PBS only, pH7.3

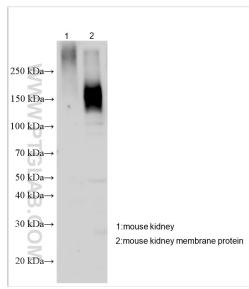
For technical support and original validation data for this product please contact:

T: 1 (888) 4PTGLAB (1-888-478-4522) (toll free
in USA), or 1(312) 455-8498 (outside USA)

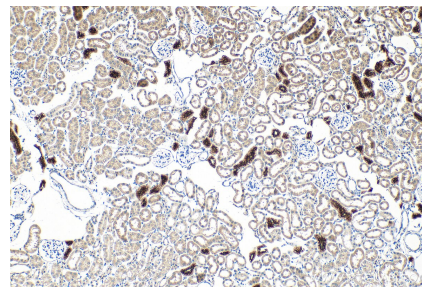
E: proteintech@ptglab.com
W: ptglab.com

This product is exclusively available under Proteintech Group brand and is not available to purchase from any other manufacturer.

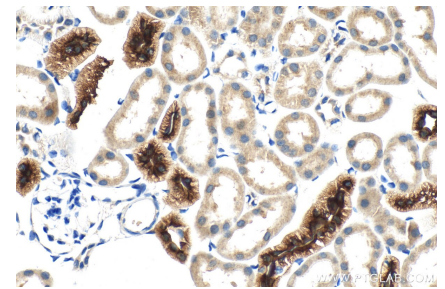
Selected Validation Data



37°C incubated mouse kidney tissue were subjected to SDS PAGE followed by western blot with 55442-1-AP (SLC12A3/NCCT antibody) at dilution of 1:2000 incubated at room temperature for 1.5 hours. This data was developed using the same antibody clone with 55442-1-PBS in a different storage buffer formulation.



Immunohistochemical analysis of paraffin-embedded mouse kidney tissue slide using 55442-1-AP (SLC12A3/NCCT antibody) at dilution of 1:1000 (under 10x lens). Heat mediated antigen retrieval with Tris-EDTA buffer (pH 9.0). This data was developed using the same antibody clone with 55442-1-PBS in a different storage buffer formulation.



Immunohistochemical analysis of paraffin-embedded mouse kidney tissue slide using 55442-1-AP (SLC12A3/NCCT antibody) at dilution of 1:1000 (under 40x lens). Heat mediated antigen retrieval with Tris-EDTA buffer (pH 9.0). This data was developed using the same antibody clone with 55442-1-PBS in a different storage buffer formulation.