

For Research Use Only

# NUMB Monoclonal antibody

Catalog Number: 60137-1-Ig

Featured Product

5 Publications



## Basic Information

<b>Catalog Number:</b> 60137-1-Ig	<b>GenBank Accession Number:</b> BC068476	<b>Purification Method:</b> Protein A purification
<b>Size:</b> 150ul, Concentration: 2000 µg/ml by Bradford method using BSA as the standard;	<b>GeneID (NCBI):</b> 8650	<b>CloneNo.:</b> 2G12B7
<b>Source:</b> Mouse	<b>Full Name:</b> numb homolog (Drosophila)	<b>Recommended Dilutions:</b> WB 1:200-1:1000 IHC 1:50-1:500 IF 1:20-1:200
<b>Isotype:</b> IgG2a	<b>Calculated MW:</b> 71 kDa	
	<b>Observed MW:</b> 66-72 kDa	

## Applications

### Tested Applications:

IF, IHC, WB, ELISA

### Cited Applications:

ColP, IF, WB

### Species Specificity:

human, mouse, rat

### Cited Species:

human, rat, mouse

**Note-IHC: suggested antigen retrieval with TE buffer pH 9.0; (\*) Alternatively, antigen retrieval may be performed with citrate buffer pH 6.0**

### Positive Controls:

WB: Human brain tissue,

IHC: rat brain tissue,

IF: A431 cells,

## Background Information

NUMB, also named as S171, plays a role in the determination of cell fates during development. It is a membrane-bound protein that has been shown to associate with EPS15, LNX1, and NOTCH1. The degradation of NUMB is induced in a proteasome-dependent manner by MDM2. Four transcript variants encoding different isoforms have been found for this gene. The antibody can bind to all these four isoforms P65, P66, P71 and P72, can't recognize the NUMBL.

## Notable Publications

Author	Pubmed ID	Journal	Application
Wen Xu	33060633	Sci Rep	WB,IF
Na Wang	31129078	Neurosci Lett	WB,IF,ColP
Na Wang	33394235	Mol Biol Rep	WB

## Storage

### Storage:

Store at -20°C. Stable for one year after shipment.

### Storage Buffer:

PBS with 0.02% sodium azide and 50% glycerol pH 7.3.

Aliquoting is unnecessary for -20°C storage

\*\*\* 20ul sizes contain 0.1% BSA


For technical support and original validation data for this product please contact:

T: 1 (888) 4PTGLAB (1-888-478-4522) (toll free in USA), or 1(312) 455-8498 (outside USA)

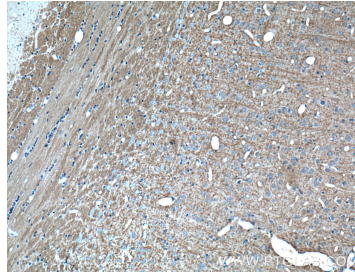
E: proteintech@ptglab.com  
W: ptglab.com

This product is exclusively available under Proteintech Group brand and is not available to purchase from any other manufacturer.

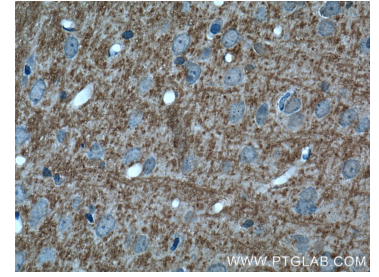
## Selected Validation Data



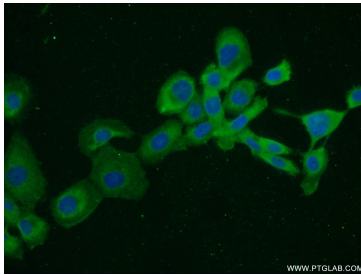
human brain tissue were subjected to SDS PAGE followed by western blot with 60137-1-Ig (NUMB antibody) at dilution of 1:300 incubated at room temperature for 1.5 hours.



Immunohistochemical analysis of paraffin-embedded rat brain tissue slide using 60137-1-Ig (NUMB Antibody) at dilution of 1:200 (under 10x lens).



Immunohistochemical analysis of paraffin-embedded rat brain tissue slide using 60137-1-Ig (NUMB Antibody) at dilution of 1:200 (under 40x lens).



Immunofluorescent analysis of A431 cells using 60137-1-Ig (NUMB antibody) at dilution of 1:50 and Alexa Fluor 488-conjugated AffiniPure Goat Anti-Mouse IgG (H+L).