

For Research Use Only

# CHRNA7 Monoclonal antibody



Catalog Number: 60220-1-Ig **1 Publications**

## Basic Information

<b>Catalog Number:</b> 60220-1-Ig	<b>GenBank Accession Number:</b> BC037571	<b>Purification Method:</b> Protein A purification
<b>Size:</b> 150ul , Concentration: 1200 µg/ml by Bradford method using BSA as the standard;	<b>GeneID (NCBI):</b> 1139	<b>CloneNo.:</b> 2H1G3
<b>Source:</b> Mouse	<b>Full Name:</b> cholinergic receptor, nicotinic, alpha	<b>Recommended Dilutions:</b> 7WB 1:500-1:2000 IHC 1:50-1:500
<b>Isotype:</b> IgG2b	<b>Calculated MW:</b> 502 aa, 56 kDa	
<b>Immunogen Catalog Number:</b> AG15980	<b>Observed MW:</b> 56 kDa	

## Applications

<b>Tested Applications:</b> IHC, WB, ELISA	<b>Positive Controls:</b> WB : MCF7 cells, IHC : human brain tissue,
<b>Cited Applications:</b> WB	
<b>Species Specificity:</b> human	
<b>Cited Species:</b> human	
<b>Note-IHC: suggested antigen retrieval with TE buffer pH 9.0; (*) Alternatively, antigen retrieval may be performed with citrate buffer pH 6.0</b>	

## Background Information

Nicotinic acetylcholine receptors (nAChRs) are cholinergic receptors that form ligand-gated ion channels that mediate fast signal transmission at synapses. CHRNA7 (neuronal acetylcholine receptor subunit alpha-7) forms a homo-oligomeric channel, displays marked permeability to calcium ions and is a major component of brain nicotinic receptors that are blocked by, and highly sensitive to, alpha-bungarotoxin.

## Notable Publications

Author	Pubmed ID	Journal	Application
Tommy S Tillman	27385587	J Biol Chem	WB


## Storage

**Storage:**  
Store at -20°C. Stable for one year after shipment.  
**Storage Buffer:**  
PBS with 0.02% sodium azide and 50% glycerol pH 7.3.  
Aliquoting is unnecessary for -20°C storage

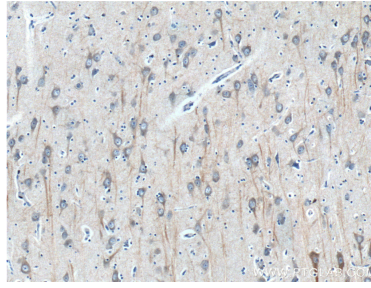
For technical support and original validation data for this product please contact:  
T: 1 (888) 4PTGLAB (1-888-478-4522) (toll free in USA), or 1(312) 455-8498 (outside USA)  
E: proteintech@ptglab.com  
W: ptglab.com

This product is exclusively available under Proteintech Group brand and is not available to purchase from any other manufacturer.

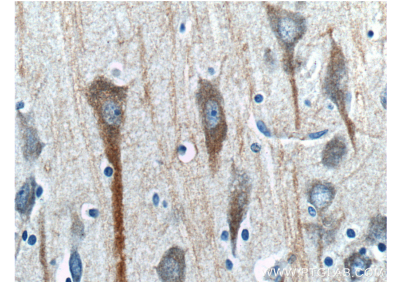
## Selected Validation Data



MCF7 cells were subjected to SDS PAGE followed by western blot with 60220-1-Ig (CHRNA7 antibody) at dilution of 1:1000 incubated at room temperature for 1.5 hours.



Immunohistochemical analysis of paraffin-embedded human brain tissue slide using 60220-1-Ig (CHRNA7 Antibody) at dilution of 1:200 (under 10x lens).



Immunohistochemical analysis of paraffin-embedded human brain tissue slide using 60220-1-Ig (CHRNA7 Antibody) at dilution of 1:200 (under 40x lens).