

For Research Use Only

# IL-28A Monoclonal antibody

Catalog Number: 60270-1-Ig



## Basic Information

<b>Catalog Number:</b> 60270-1-Ig	<b>GenBank Accession Number:</b> BC113583	<b>Purification Method:</b> Protein G purification
<b>Size:</b> 150ul , Concentration: 1300 µg/ml by Bradford method using BSA as the standard;	<b>GeneID (NCBI):</b> 282616	<b>CloneNo.:</b> 3B4A1
<b>Source:</b> Mouse	<b>Full Name:</b> interleukin 28A (interferon, lambda 2)	<b>Recommended Dilutions:</b> IHC 1:20-1:200 IF 1:200-1:800
<b>Isotype:</b> IgG1	<b>Calculated MW:</b> 200 aa, 22 kDa	
<b>Immunogen Catalog Number:</b> AG18525		

## Applications

<b>Tested Applications:</b> IF, IHC, ELISA	<b>Positive Controls:</b>
<b>Species Specificity:</b> human	<b>IHC :</b> human tonsillitis tissue, human small intestine tissue
<b>Note-IHC: suggested antigen retrieval with TE buffer pH 9.0; (*) Alternatively, antigen retrieval may be performed with citrate buffer pH 6.0</b>	<b>IF :</b> human tonsillitis tissue,

## Background Information

IL28A, also named as IFNL2 and ZCYT020, is a cytokine with immunomodulatory activity. It up-regulates MHC class I antigen expression. IL28A is a ligand for the heterodimeric class II cytokine receptor composed of IL10RB and IFNLR1. The ligand/receptor complex seems to signal through the Jak-STAT pathway. It plays a significant role in the antiviral immune defense in the intestinal epithelium.

## Storage

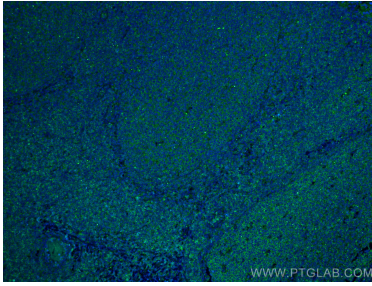
**Storage:**  
Store at -20°C. Stable for one year after shipment.  
**Storage Buffer:**  
PBS with 0.02% sodium azide and 50% glycerol pH 7.3.  
Aliquoting is unnecessary for -20°C storage

\*\*\* 20ul sizes contain 0.1% BSA

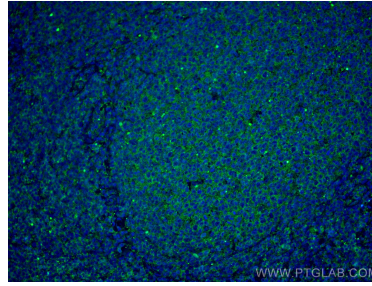
For technical support and original validation data for this product please contact:  
T: 1 (888) 4PTGLAB (1-888-478-4522) (toll free in USA), or 1(312) 455-8498 (outside USA)  
E: proteintech@ptglab.com  
W: ptglab.com

This product is exclusively available under Proteintech Group brand and is not available to purchase from any other manufacturer.

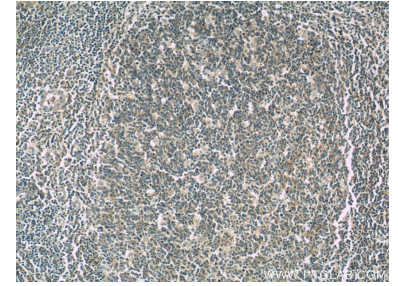
## Selected Validation Data



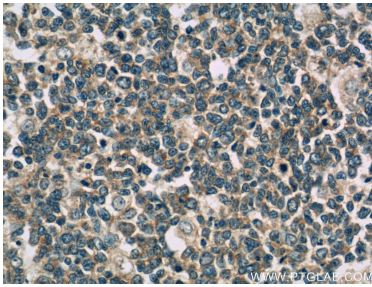
Immunofluorescent analysis of (4% PFA) fixed human tonsillitis tissue using IL-28A antibody (60270-1-Ig, Clone: 3B4A1) at dilution of 1:400 and CoraLite®488-Conjugated AffiniPure Goat Anti-Mouse IgG(H+L).



Immunofluorescent analysis of (4% PFA) fixed human tonsillitis tissue using IL-28A antibody (60270-1-Ig, Clone: 3B4A1) at dilution of 1:400 and CoraLite®488-Conjugated AffiniPure Goat Anti-Mouse IgG(H+L).



Immunohistochemical analysis of paraffin-embedded human tonsillitis tissue slide using 60270-1-Ig (IL-28A antibody at dilution of 1:50 (under 10x lens).



Immunohistochemical analysis of paraffin-embedded human tonsillitis tissue slide using 60270-1-Ig (IL-28A antibody at dilution of 1:50 (under 40x lens).