

For Research Use Only

IL-36 Beta/IL-1F8 Monoclonal antibody



Catalog Number: 60290-1-Ig

Basic Information

Catalog Number: 60290-1-Ig	GenBank Accession Number: BC101833	Purification Method: Protein G purification
Size: 150ul , Concentration: 2000 µg/ml by Nanodrop and 940 µg/ml by Bradford method using BSA as the standard;	GeneID (NCBI): 27177	CloneNo.: 10D12B1
Source: Mouse	Full Name: interleukin 1 family, member 8 (eta)	Recommended Dilutions: WB 1:2000-1:16000 IHC 1:50-1:500 IF 1:200-1:800
Isotype: IgG1	Calculated MW: 157 aa, 18 kDa	
Immunogen Catalog Number: AG12675	Observed MW: 44 kDa	

Applications

Tested Applications:

IF, IHC, WB, ELISA

Species Specificity:

human

Note-IHC: suggested antigen retrieval with TE buffer pH 9.0; (*) Alternatively, antigen retrieval may be performed with citrate buffer pH 6.0

Positive Controls:

WB : Recombinant protein,

IHC : human tonsillitis tissue,

IF : human tonsillitis tissue,

Background Information

Storage

Storage:

Store at -20°C. Stable for one year after shipment.

Storage Buffer:

PBS with 0.02% sodium azide and 50% glycerol pH 7.3.

Aliquoting is unnecessary for -20°C storage

*** 20ul sizes contain 0.1% BSA


For technical support and original validation data for this product please contact:

T: 1 (888) 4PTGLAB (1-888-478-4522) (toll free in USA), or 1(312) 455-8498 (outside USA)


E: proteintech@ptglab.com
W: ptglab.com

This product is exclusively available under Proteintech Group brand and is not available to purchase from any other manufacturer.

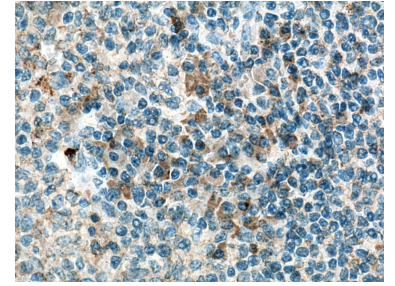
Selected Validation Data



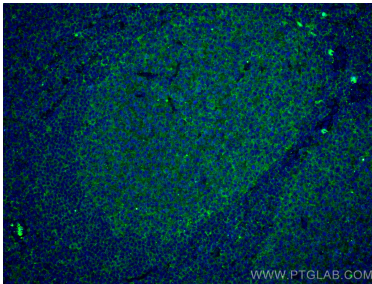
Recombinant protein were subjected to SDS PAGE followed by western blot with 60290-1-Ig (IL1F8 Antibody) at dilution of 1:8000 incubated at room temperature for 1.5 hours.



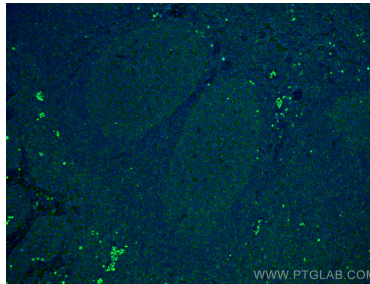
Immunohistochemical analysis of paraffin-embedded human tonsillitis tissue slide using 60290-1-Ig (IL36 beta/IL1F8 antibody) at dilution of 1:200 (under 10x lens). Heat mediated antigen retrieval with Tris-EDTA buffer (pH 9.0).



Immunohistochemical analysis of paraffin-embedded human tonsillitis tissue slide using 60290-1-Ig (IL36 beta/IL1F8 antibody) at dilution of 1:200 (under 40x lens). Heat mediated antigen retrieval with Tris-EDTA buffer (pH 9.0).



Immunofluorescent analysis of (4% PFA) fixed human tonsillitis tissue using IL-36 Beta/IL-1F8 antibody (60290-1-Ig, Clone: 10D12B1) at dilution of 1:400 and CoraLite@488-Conjugated AffiniPure Goat Anti-Mouse IgG(H+L).



Immunofluorescent analysis of (4% PFA) fixed human tonsillitis tissue using IL-36 Beta/IL-1F8 antibody (60290-1-Ig, Clone: 10D12B1) at dilution of 1:400 and CoraLite@488-Conjugated AffiniPure Goat Anti-Mouse IgG(H+L).