

For Research Use Only

IL-12A Monoclonal antibody

Catalog Number: 60324-1-Ig



Basic Information

Catalog Number: 60324-1-Ig	GenBank Accession Number: BC104982	Purification Method: Protein A purification
Size: 150ul , Concentration: 1093 µg/ml by Bradford method using BSA as the standard;	GeneID (NCBI): 3592	CloneNo.: 6A10A8
Source: Mouse	Full Name: interleukin 12A (natural killer cell stimulatory factor 1, cytotoxic lymphocyte maturation factor 1, p35)	Recommended Dilutions: WB 1:1000-1:4000 IHC 1:50-1:500
Isotype: IgG2a	Calculated MW: 25 kDa	
Immunogen Catalog Number: AG17625		

Applications

Tested Applications: IHC, WB, ELISA	Positive Controls:
Species Specificity: human	WB : Recombinant protein, IHC : human kidney tissue, human tonsillitis tissue
Note-IHC: suggested antigen retrieval with TE buffer pH 9.0; (*) Alternatively, antigen retrieval may be performed with citrate buffer pH 6.0	

Background Information

IL12A is a subunit of a cytokine that acts on T and natural killer cells, and has a broad array of biological activities. The cytokine is a disulfide-linked heterodimer composed of the 35-kD subunit encoded by this gene, and a 40-kD subunit that is a member of the cytokine receptor family. This cytokine is required for the T-cell-independent induction of IFN-gamma, and is important for the differentiation of both Th1 and Th2 cells. The responses of lymphocytes to this cytokine are mediated by the activator of transcription protein STAT4. Nitric oxide synthase 2A (NOS2A/NOS2) is found to be required for the signaling process of this cytokine in innate immunity.

Storage

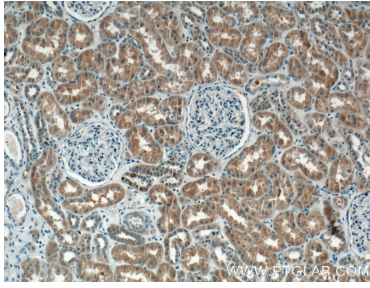
Storage:
Store at -20°C. Stable for one year after shipment.
Storage Buffer:
PBS with 0.02% sodium azide and 50% glycerol pH 7.3.
Aliquoting is unnecessary for -20°C storage

***** 20ul sizes contain 0.1% BSA**

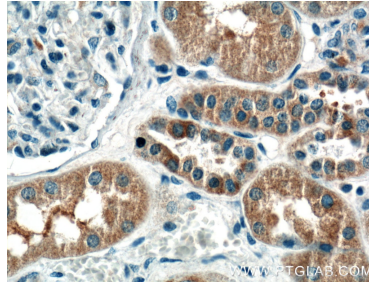
For technical support and original validation data for this product please contact:
T: 1 (888) 4PTGLAB (1-888-478-4522) (toll free in USA), or 1(312) 455-8498 (outside USA) E: proteintech@ptglab.com W: ptglab.com

This product is exclusively available under Proteintech Group brand and is not available to purchase from any other manufacturer.

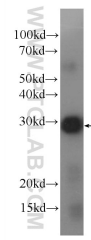
Selected Validation Data



Immunohistochemical analysis of paraffin-embedded human kidney tissue slide using 60324-1-Ig (IL12A Antibody) at dilution of 1:200 (under 10x lens).



Immunohistochemical analysis of paraffin-embedded human kidney tissue slide using 60324-1-Ig (IL12A Antibody) at dilution of 1:200 (under 40x lens).



Recombinant protein were subjected to SDS PAGE followed by western blot with 60324-1-Ig (IL12A Antibody) at dilution of 1:2000 incubated at room temperature for 1.5 hours.