

For Research Use Only

DMWD Monoclonal antibody, PBS Only (Detector)

Catalog Number: 60536-3-PBS



Basic Information

Catalog Number: 60536-3-PBS	GenBank Accession Number: BC019266	Purification Method: Protein G Magarose purification
Size: 100ug, Concentration: 1 mg/ml by Nanodrop;	GeneID (NCBI): 1762	CloneNo.: 1H2G12
Source: Mouse	UNIPROT ID: Q09019	
Isotype: IgG1	Full Name: dystrophia myotonica, WD repeat containing	
Immunogen Catalog Number: AG36845	Calculated MW: 674 aa, 70 kDa	

Applications

Tested Applications:
Cytometric bead array, Indirect ELISA

Species Specificity:
human

Product Information

60536-3-PBS targets DMWD as part of a matched antibody pair:

MP50758-2: 60536-2-PBS capture and 60536-3-PBS detection (validated in Cytometric bead array)

MP50758-3: 60536-4-PBS capture and 60536-3-PBS detection (validated in Cytometric bead array)

MP50758-4: 60536-5-PBS capture and 60536-3-PBS detection (validated in Cytometric bead array)

Unconjugated mouse monoclonal antibody pair in PBS only (BSA and azide free) storage buffer at a concentration of 1 mg/mL, ready for conjugation.

This conjugation ready format makes antibodies ideal for use in many applications including: ELISAs, multiplex assays requiring matched pairs, mass cytometry, and multiplex imaging applications. Antibody use should be optimized by the end user for each application and assay.

Storage

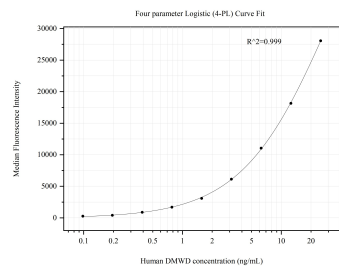
Storage:
Store at -80°C.

Storage Buffer:
PBS Only

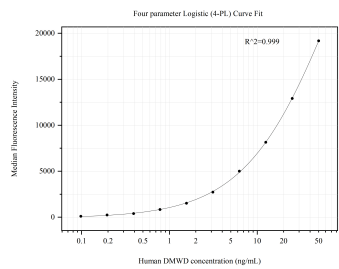
For technical support and original validation data for this product please contact:
T: 1 (888) 4PTGLAB (1-888-478-4522) (toll free in USA), or 1(312) 455-8498 (outside USA)
E: proteintech@ptglab.com
W: ptglab.com

This product is exclusively available under Proteintech Group brand and is not available to purchase from any other manufacturer.

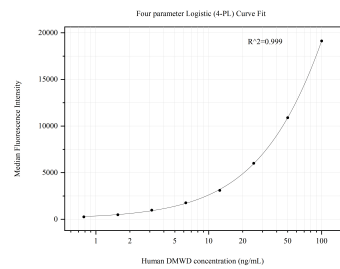
Selected Validation Data



Cytometric bead array standard curve of MP50758-2, DMWD Monoclonal Matched Antibody Pair, PBS Only. Capture antibody: 60536-2-PBS. Detection antibody: 60536-3-PBS. Standard:Ag36845. Range: 0.098-25 ng/mL



Cytometric bead array standard curve of MP50758-3, DMWD Monoclonal Matched Antibody Pair, PBS Only. Capture antibody: 60536-4-PBS. Detection antibody: 60536-3-PBS. Standard:Ag36845. Range: 0.098-50 ng/mL



Cytometric bead array standard curve of MP50758-4, DMWD Monoclonal Matched Antibody Pair, PBS Only. Capture antibody: 60536-5-PBS. Detection antibody: 60536-3-PBS. Standard:Ag36845. Range: 0.781-100 ng/mL