

For Research Use Only

IGFBP1 Monoclonal antibody, PBS Only (Capture)

Catalog Number: 60716-1-PBS



Basic Information

Catalog Number: 60716-1-PBS	GenBank Accession Number: BC057806	Purification Method: Protein G purification
Size: 100ug , Concentration: 1 mg/ml by Nanodrop;	GeneID (NCBI): 3484	CloneNo.: 1F9B7
Source: Mouse	UNIPROT ID: P08833	
Isotype: IgG1	Full Name: IGF binding protein 1	
Immunogen Catalog Number: AG5852	Calculated MW: 28 kDa	

Applications

Tested Applications:
Cytometric bead array, Indirect ELISA

Species Specificity:
human

Product Information

60716-1-PBS targets IGFBP1 as part of a matched antibody pair:

MP51029-1: 60716-1-PBS capture and 60717-1-PBS detection (validated in Cytometric bead array)

MP51029-2: 60716-1-PBS capture and 60717-2-PBS detection (validated in Cytometric bead array)

MP51029-4: 60716-1-PBS capture and 60717-3-PBS detection (validated in Cytometric bead array)

Unconjugated mouse monoclonal antibody pair in PBS only (BSA and azide free) storage buffer at a concentration of 1 mg/mL, ready for conjugation.

This conjugation ready format makes antibodies ideal for use in many applications including: ELISAs, multiplex assays requiring matched pairs, mass cytometry, and multiplex imaging applications. Antibody use should be optimized by the end user for each application and assay.

Storage

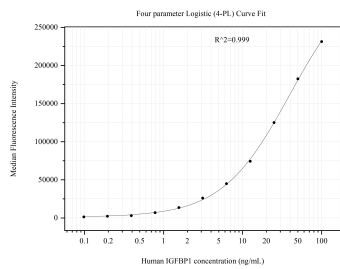
Storage:
Store at -80°C.

Storage Buffer:
PBS Only

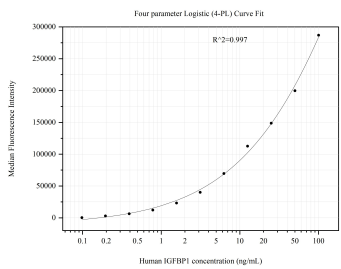
For technical support and original validation data for this product please contact:
T: 1 (888) 4PTGLAB (1-888-478-4522) (toll free in USA), or 1(312) 455-8498 (outside USA)
E: proteintech@ptglab.com
W: ptglab.com

This product is exclusively available under Proteintech Group brand and is not available to purchase from any other manufacturer.

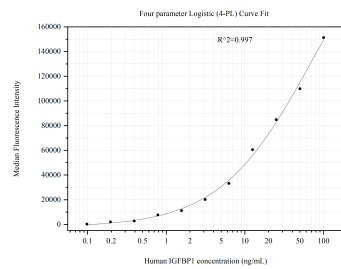
Selected Validation Data



Cytometric bead array standard curve of MP51029-1, IGFBP1 Monoclonal Matched Antibody Pair, PBS Only. Capture antibody: 60716-1-PBS. Detection antibody: 60717-1-PBS. Standard:Eg0951. Range: 0.098-100 ng/mL



Cytometric bead array standard curve of MP51029-2, IGFBP1 Monoclonal Matched Antibody Pair, PBS Only. Capture antibody: 60716-1-PBS. Detection antibody: 60717-2-PBS. Standard:Eg0951. Range: 0.098-100 ng/mL



Cytometric bead array standard curve of MP51029-4, IGFBP1 Monoclonal Matched Antibody Pair, PBS Only. Capture antibody: 60716-1-PBS. Detection antibody: 60717-3-PBS. Standard:Eg0951. Range: 0.098-100 ng/mL