

For Research Use Only

Moesin Monoclonal antibody, PBS Only (Capture)

Catalog Number: 60868-3-PBS



Basic Information

Catalog Number: 60868-3-PBS	GenBank Accession Number: BC017293	Purification Method: Protein A purification
Size: 100ug , Concentration: 1 mg/ml by Nanodrop;	GeneID (NCBI): 4478	CloneNo.: 1A7F8
Source: Mouse	UNIPROT ID: P26038	
Isotype: IgG2a	Full Name: moesin	
Immunogen Catalog Number: AG23543	Calculated MW: 577 aa, 68 kDa	

Applications

Tested Applications:
Cytometric bead array, Indirect ELISA

Species Specificity:
human

Product Information

60868-3-PBS targets Moesin as part of a matched antibody pair:

MP51280-2: 60868-3-PBS capture and 60868-2-PBS detection (validated in Cytometric bead array)

MP51280-3: 60868-3-PBS capture and 60868-4-PBS detection (validated in Cytometric bead array)

MP51280-4: 60868-3-PBS capture and 60868-5-PBS detection (validated in Cytometric bead array)

Unconjugated mouse monoclonal antibody pair in PBS only (BSA and azide free) storage buffer at a concentration of 1 mg/mL, ready for conjugation.

This conjugation ready format makes antibodies ideal for use in many applications including: ELISAs, multiplex assays requiring matched pairs, mass cytometry, and multiplex imaging applications. Antibody use should be optimized by the end user for each application and assay.

Storage

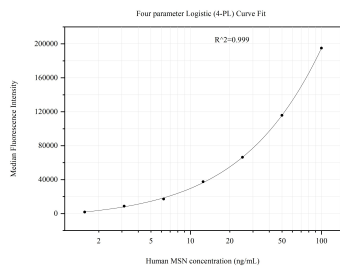
Storage:
Store at -80°C.

Storage Buffer:
PBS only, pH7.3

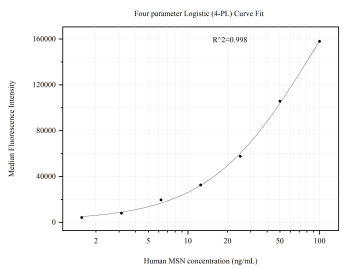
For technical support and original validation data for this product please contact:
T: 1 (888) 4PTGLAB (1-888-478-4522) (toll free in USA), or 1(312) 455-8498 (outside USA)
E: proteintech@ptglab.com
W: ptglab.com

This product is exclusively available under Proteintech Group brand and is not available to purchase from any other manufacturer.

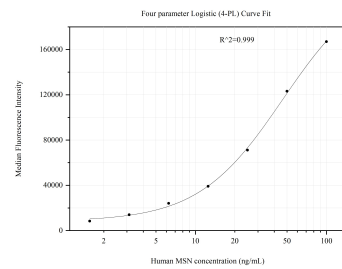
Selected Validation Data



Cytometric bead array standard curve of MP51280-2, Moesin Monoclonal Matched Antibody Pair, PBS Only. Capture antibody: 60868-3-PBS. Detection antibody: 60868-2-PBS. Standard:Ag23543. Range: 1.563-100 ng/mL



Cytometric bead array standard curve of MP51280-3, Moesin Monoclonal Matched Antibody Pair, PBS Only. Capture antibody: 60868-3-PBS. Detection antibody: 60868-4-PBS. Standard:Ag23543. Range: 1.563-100 ng/mL



Cytometric bead array standard curve of MP51280-4, Moesin Monoclonal Matched Antibody Pair, PBS Only. Capture antibody: 60868-3-PBS. Detection antibody: 60868-5-PBS. Standard:Ag23543. Range: 1.563-100 ng/mL