

For Research Use Only

TCEB3 Monoclonal antibody, PBS Only (Capture)

Catalog Number: 60974-1-PBS



Basic Information

Catalog Number: 60974-1-PBS	GenBank Accession Number: BC002883	Purification Method: Protein G Magarose purification
Size: 100ug , Concentration: 1 mg/ml by Nanodrop;	GeneID (NCBI): 6924	CloneNo.: 1B1A9
Source: Mouse	UNIPROT ID: Q14241	
Isotype: IgG1	Full Name: transcription elongation factor B (SIII), polypeptide 3 (110kDa, elongin A)	
Immunogen Catalog Number: AG33045	Calculated MW: 110 kDa	

Applications

Tested Applications:
Cytometric bead array, Indirect ELISA

Species Specificity:
human

Product Information

60974-1-PBS targets TCEB3 as part of a matched antibody pair.

MP51401-1: 60974-1-PBS capture and 60974-2-PBS detection (validated in Cytometric bead array)

Unconjugated mouse monoclonal antibody pair in PBS only (BSA and azide free) storage buffer at a concentration of 1 mg/mL, ready for conjugation.

This conjugation ready format makes antibodies ideal for use in many applications including: ELISAs, multiplex assays requiring matched pairs, mass cytometry, and multiplex imaging applications. Antibody use should be optimized by the end user for each application and assay.

Storage

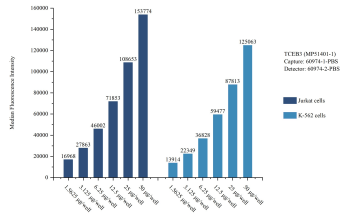
Storage:
Store at -80°C.

Storage Buffer:
PBS only, pH7.3

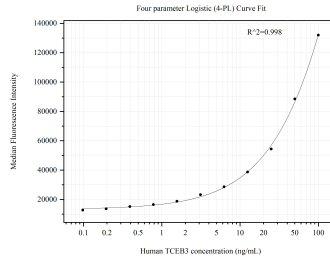
For technical support and original validation data for this product please contact:
T: 1 (888) 4PTGLAB (1-888-478-4522) (toll free in USA), or 1(312) 455-8498 (outside USA) E: proteintech@ptglab.com
W: ptglab.com

This product is exclusively available under Proteintech Group brand and is not available to purchase from any other manufacturer.

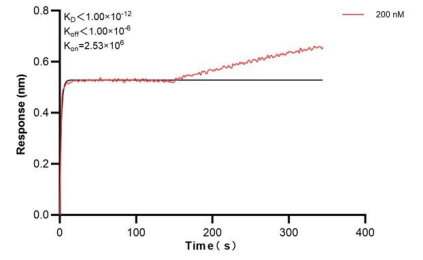
Selected Validation Data



Sample test of MP51401-1, TCEB3 Monoclonal Matched Antibody Pair, PBS Only. Capture antibody: 60974-1-PBS. Detection antibody: 60974-2-PBS.



Cytometric bead array standard curve of MP51401-1, TCEB3 Monoclonal Matched Antibody Pair, PBS Only. Capture antibody: 60974-1-PBS. Detection antibody: 60974-2-PBS. Standard: Ag33045. Range: 0.098-100 ng/mL.



Bi-layer interferometry (BLI) kinetic assays of 60974-1-ig against Human TCEB3 were performed. The affinity constant is below 1 pM.