

For Research Use Only

# EFCAB2 Monoclonal antibody, PBS Only (Capture)

Catalog Number: 60987-1-PBS



## Basic Information

<b>Catalog Number:</b> 60987-1-PBS	<b>GenBank Accession Number:</b> BC005357	<b>Purification Method:</b> Protein G Magarose purification
<b>Size:</b> 100ug , Concentration: 1 mg/ml by Nanodrop;	<b>GeneID (NCBI):</b> 84288	<b>CloneNo.:</b> 1C6A9
<b>Source:</b> Mouse	<b>UNIPROT ID:</b> Q5VUJ9	
<b>Isotype:</b> IgG1	<b>Full Name:</b> EF-hand calcium binding domain 2	
<b>Immunogen Catalog Number:</b> AG18555	<b>Calculated MW:</b> 162 aa, 19 kDa	

## Applications

**Tested Applications:**  
Cytometric bead array, Indirect ELISA

**Species Specificity:**  
human

## Product Information

60987-1-PBS targets EFCAB2 as part of a matched antibody pair:

MP51422-1: 60987-1-PBS capture and 60987-2-PBS detection (validated in Cytometric bead array)

Unconjugated mouse monoclonal antibody pair in PBS only (BSA and azide free) storage buffer at a concentration of 1 mg/mL, ready for conjugation.

This conjugation ready format makes antibodies ideal for use in many applications including: ELISAs, multiplex assays requiring matched pairs, mass cytometry, and multiplex imaging applications. Antibody use should be optimized by the end user for each application and assay.

## Storage

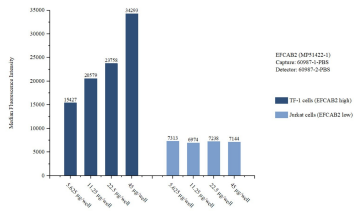
**Storage:**  
Store at -80°C.

**Storage Buffer:**  
PBS only, pH7.3

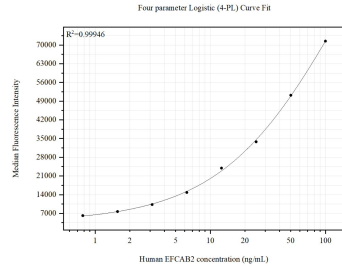
For technical support and original validation data for this product please contact:  
T: 1 (888) 4PTGLAB (1-888-478-4522) (toll free in USA), or 1(312) 455-8498 (outside USA)      E: proteintech@ptglab.com  
W: ptglab.com

**This product is exclusively available under Proteintech Group brand and is not available to purchase from any other manufacturer.**

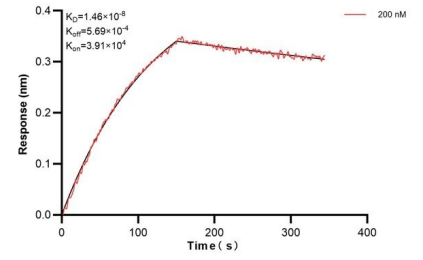
## Selected Validation Data



Cytometric bead array sample test of MP51422-1, EFCAB2 Monoclonal Matched Antibody Pair, PBS Only. Capture antibody: 60987-1-PBS. Detection antibody: 60987-2-PBS.



Cytometric bead array standard curve of MP51422-1, EFCAB2 Monoclonal Matched Antibody Pair, PBS Only. Capture antibody: 60987-1-PBS. Detection antibody: 60987-2-PBS. Standard: Ag18555. Range: 0.781-100 ng/mL



Bi-layer interferometry (BLI) kinetic assays of 60987-1-Ig against Human EFCAB2 were performed. The affinity constant is 14.6 nM.