

For Research Use Only

CMIP Monoclonal antibody, PBS Only (Capture)

Catalog Number: 61004-1-PBS



Basic Information

Catalog Number: 61004-1-PBS	GenBank Accession Number: BC038113	Purification Method: Protein G purification
Size: 100ug , Concentration: 1 mg/ml by Nanodrop;	GeneID (NCBI): 80790	CloneNo.: 2A7A11
Source: Mouse	UNIPROT ID: Q8IY22	
Isotype: IgG1	Full Name: c-Maf-inducing protein	
Immunogen Catalog Number: AG17875	Calculated MW: 86 kDa	

Applications

Tested Applications:
Cytometric bead array, Indirect ELISA

Species Specificity:
human

Product Information

61004-1-PBS targets CMIP as part of a matched antibody pair:

MP51453-1: 61004-1-PBS capture and 61004-2-PBS detection (validated in Cytometric bead array)

Unconjugated mouse monoclonal antibody pair in PBS only (BSA and azide free) storage buffer at a concentration of 1 mg/mL, ready for conjugation.

This conjugation ready format makes antibodies ideal for use in many applications including: ELISAs, multiplex assays requiring matched pairs, mass cytometry, and multiplex imaging applications. Antibody use should be optimized by the end user for each application and assay.

Storage

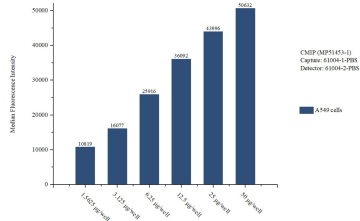
Storage:
Store at -80°C.

Storage Buffer:
PBS only, pH7.3

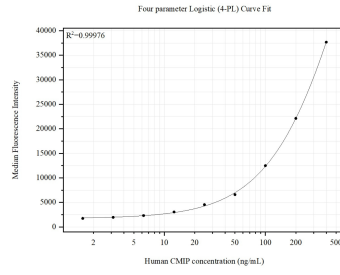
For technical support and original validation data for this product please contact:
T: 1 (888) 4PTGLAB (1-888-478-4522) (toll free in USA), or 1(312) 455-8498 (outside USA) E: proteintech@ptglab.com
W: ptglab.com

This product is exclusively available under Proteintech Group brand and is not available to purchase from any other manufacturer.

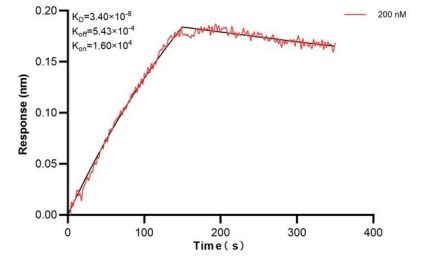
Selected Validation Data



Cytometric bead array sample test of MP51453-1, CMIP Monoclonal Matched Antibody Pair, PBS Only. Capture antibody: 61004-1-PBS. Detection antibody: 61004-2-PBS.



Cytometric bead array standard curve of MP51453-1, CMIP Monoclonal Matched Antibody Pair, PBS Only. Capture antibody: 61004-1-PBS. Detection antibody: 61004-2-PBS. Standard: Ag17875. Range: 1.563-400 ng/mL



Bi-layer interferometry (BLI) kinetic assays of 61004-1-ig against Human CMIP were performed. The affinity constant is 0.34 nM.