

For Research Use Only

HA Tag Monoclonal antibody

Catalog Number: 66006-2-Ig **277 Publications**



Basic Information

Catalog Number:

66006-2-Ig

GenBank Accession Number:

GeneID (NCBI):

6

Size:

150ul, Concentration: 1000 ug/ml by Nanodrop;

Full Name:

HA Tag

Source:

Mouse

Isotype:

IgG1

Purification Method:

Protein G purification

CloneNo.:

1F5C6

Recommended Dilutions:

WB 1:10000-1:100000

IP 0.5-4.0 ug for 1.0-3.0 mg of total protein lysate

IF/ICC 1:400-1:1600

Applications

Tested Applications:

WB, IF/ICC, IP, ELISA

Cited Applications:

WB, IF, IP, ColP, ChIP, RIP, ELISA, PLA

Species Specificity:

recombinant protein

Cited Species:

human, mouse

Positive Controls:

WB : Transfected HEK-293 cells, HEK-293 cells, Ag19172

IP : Transfected HEK-293 cells,

IF/ICC : Transfected HEK-293 cells,

Background Information

Protein tags are a protein or peptide sequences located either on the C- or N- terminal of the target protein, which can facilitate solubility, detection, purification, localization, and expression of the target protein. The HA tag corresponds to amino acid residues YPYDVPDYA of a surface glycoprotein -human influenza virus hemagglutinin (HA). The HA tag is commonly used for a variety of research applications including chromatin immunoprecipitation, ELISA, flow cytometry, western blotting, immunocytochemistry/immunofluorescence among of others.

Notable Publications

Author	Pubmed ID	Journal	Application
Dayun Feng	36179025	Sci Adv	WB
Chenbing Wu	36182042	Environ Toxicol Pharmacol	WB
Jie Gao	34592151	Cell Rep	WB

Storage

Storage:

Store at -20°C. Stable for one year after shipment.

Storage Buffer:

PBS with 0.02% sodium azide and 50% glycerol, pH7.3

Aliquoting is unnecessary for -20°C storage

*** 20ul sizes contain 0.1% BSA

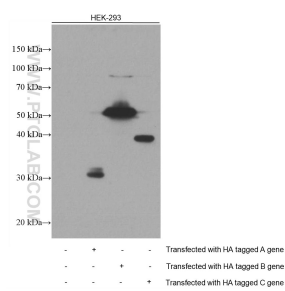
For technical support and original validation data for this product please contact:

T: 1 (888) 4PTGLAB (1-888-478-4522) (toll free in USA), or 1(312) 455-8498 (outside USA)

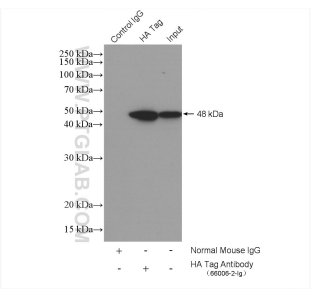
E: proteintech@ptglab.com
W: ptglab.com

This product is exclusively available under Proteintech Group brand and is not available to purchase from any other manufacturer.

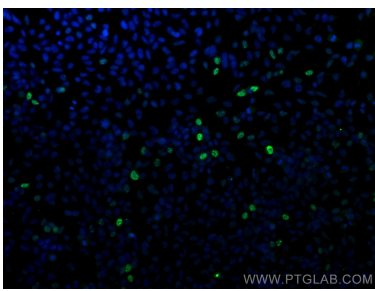
Selected Validation Data



HEK-293 cells were subjected to SDS PAGE followed by western blot with 66006-2-Ig (HA Tag antibody) at dilution of 1:20000 incubated at room temperature for 1.5 hours.



IP result of anti-HA Tag (IP:66006-2-Ig, 5ug; Detection:66006-2-Ig 1:2000) with Transfected HEK-293 cells lysate 1600 ug.



Immunofluorescent analysis of (-20°C Ethanol) fixed Transfected HEK-293 cells using HA Tag antibody (66006-2-Ig, Clone: 1F5C6) at dilution of 1:800 and CoraLite®488-Conjugated AffiniPure Goat Anti-Mouse IgG(H+L).