

For Research Use Only

# IL-27A Monoclonal antibody

Catalog Number: 66164-1-Ig **1 Publications**



## Basic Information

Catalog Number: 66164-1-Ig	GenBank Accession Number: BC062422	Purification Method: Protein A purification
Size: 150ul , Concentration: 2100 ug/ml by Nanodrop and 1307 ug/ml by Bradford method using BSA as the standard;	GeneID (NCBI): 246778	CloneNo.: 1E1H5
Source: Mouse	UNIPROT ID: Q8NEV9	Recommended Dilutions: WB 1:2000-1:20000 IHC 1:20-1:200
Isotype: IgG2b	Full Name: interleukin 27	
Immunogen Catalog Number: AG21436	Calculated MW: 243 aa, 27 kDa	
	Observed MW: 31 kDa	

## Applications

Tested Applications: WB, IHC, ELISA	Positive Controls: WB : Recombinant protein, Ag21436 IHC : human placenta tissue,
Cited Applications: IHC	
Species Specificity: human	
Cited Species: human	

**Note-IHC: suggested antigen retrieval with TE buffer pH 9.0; (\*) Alternatively, antigen retrieval may be performed with citrate buffer pH 6.0**

## Background Information

IL-27, as a member of the IL-6/IL-12 family, is a heterodimeric cytokine composed of two subunits: p28 (IL-27a) and EBI3 (IL-27b). IL-27 acts on various cell types, including T cells, B cells, macrophages, dendritic cells, natural killer (NK) cells and non-hematopoietic cells. IL-27 plays a critical role in the early regulation of T helper type 1 initiation, and enhances proliferation of naive CD4+T cells and naive B cells. It, however, also exerts anti-inflammatory functions by inhibiting the development of Th17 cells and inducing IL-10 producing type 1 regulatory T cells. IL-27 is a potentially promising cytokine for therapeutic approaches on various human diseases.

## Notable Publications

Author	Pubmed ID	Journal	Application
Yusuke Shimizu	33419819	Anticancer Res	IHC

## Storage


Storage:  
Store at -20°C. Stable for one year after shipment.  
Storage Buffer:  
PBS with 0.02% sodium azide and 50% glycerol pH 7.3.  
Aliquoting is unnecessary for -20°C storage

\*\*\* 20ul sizes contain 0.1% BSA

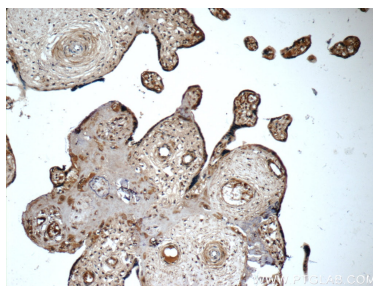
For technical support and original validation data for this product please contact:  
T: 1 (888) 4PTGLAB (1-888-478-4522) (toll free in USA), or 1(312) 455-8498 (outside USA)  
E: proteintech@ptglab.com  
W: ptglab.com

This product is exclusively available under Proteintech Group brand and is not available to purchase from any other manufacturer.

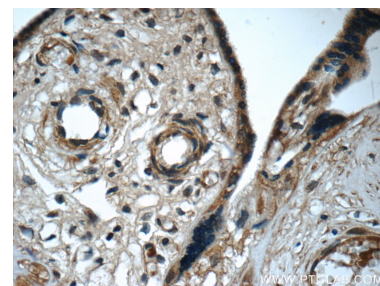
## Selected Validation Data



IL27 fusion protein were subjected to SDS PAGE followed by western blot with 66164-1-Ig (IL-27 antibody at dilution of 1:5000 incubated at room temperature for 1.5 hours.



Immunohistochemical analysis of paraffin-embedded human placenta tissue slide using 66164-1-Ig (IL-27 antibody at dilution of 1:50 (under 10x lens).



Immunohistochemical analysis of paraffin-embedded human placenta tissue slide using 66164-1-Ig (IL-27 antibody at dilution of 1:50 (under 40x lens).