

For Research Use Only

# NINJ2 Monoclonal antibody, PBS Only

Catalog Number: 66202-1-PBS



## Basic Information

Catalog Number:	66202-1-PBS	GenBank Accession Number:	BC057766	Purification Method:	Protein A purification
Size:	100ug , Concentration: 1mg/ml by Nanodrop;	GeneID (NCBI):	4815	CloneNo.:	5C5B2
Source:	Mouse	UNIPROT ID:	Q9NZG7		
Isotype:	IgG2b	Full Name:	ninjurin 2		
Immunogen Catalog Number:	AG5343	Calculated MW:	142 aa, 16 kDa		

## Applications

**Tested Applications:**  
IHC, IF-P, Indirect ELISA

**Species Specificity:**  
human

## Background Information

NINJ2 (Ninjurin2) is a member of the ninjurin family of adhesion molecules which mediate cell-to-cell and cell-to-extracellular matrix interactions during development, differentiation, and regeneration of the peripheral nervous system. The gene encodes NINJ2 is located on chromosome 12p13. NINJ2 mRNA is widely expressed in adult human tissues, with highest level in bone marrow, followed by peripheral leukocytes, lung, and lymph nodes. In the peripheral nervous system, NINJ2 is expressed constitutively in mature sensory and enteric neurons. The expression of NINJ2 is upregulated after nerve injury in Schwann cells, suggesting that it may promote nerve regeneration. It may also play an important role in the pathogenesis of inflammatory disorder. (PMID: 10627596)

## Storage

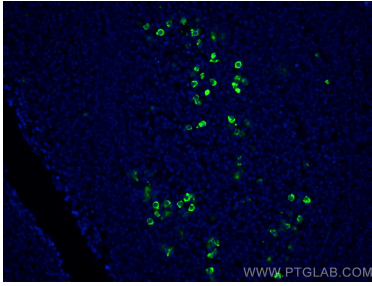
**Storage:**  
Store at -80°C.

**Storage Buffer:**  
PBS only, pH7.3

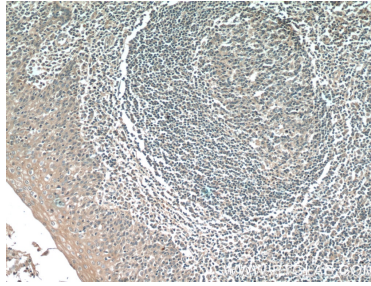
For technical support and original validation data for this product please contact:  
T: 1 (888) 4PTGLAB (1-888-478-4522) (toll free in USA), or 1(312) 455-8498 (outside USA)  
E: [proteintech@ptglab.com](mailto:proteintech@ptglab.com)  
W: [ptglab.com](http://ptglab.com)

This product is exclusively available under Proteintech Group brand and is not available to purchase from any other manufacturer.

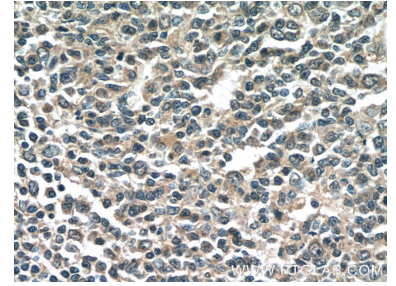
## Selected Validation Data



Immunofluorescent analysis of (4% PFA) fixed human tonsillitis tissue using NINJ2 antibody (66202-1-Ig, Clone: 5C5B2 ) at dilution of 1:400 and CoraLite®488-Conjugated AffiniPure Goat Anti-Mouse IgG(H+L). This data was developed using the same antibody clone with 66202-1-PBS in a different storage buffer formulation.



Immunohistochemical analysis of paraffin-embedded human tonsillitis tissue slide using 66202-1-Ig (NINJ2 Antibody) at dilution of 1:50 (under 10x lens). This data was developed using the same antibody clone with 66202-1-PBS in a different storage buffer formulation.



Immunohistochemical analysis of paraffin-embedded human tonsillitis tissue slide using 66202-1-Ig (NINJ2 Antibody) at dilution of 1:50 (under 40x lens). This data was developed using the same antibody clone with 66202-1-PBS in a different storage buffer formulation.