

For Research Use Only

BLNK Monoclonal antibody, PBS Only (Capture)

Catalog Number: 66953-2-PBS



Basic Information

Catalog Number: 66953-2-PBS	GenBank Accession Number: BC018906	Purification Method: Protein G purification
Size: 100ug , Concentration: 1 mg/ml by Nanodrop;	GeneID (NCBI): 29760	CloneNo.: 1H4E6
Source: Mouse	UNIPROT ID: Q8WV28	
Isotype: IgG1	Full Name: B-cell linker	
Immunogen Catalog Number: AG28673	Calculated MW: 50 kDa	

Applications

Tested Applications:
Cytometric bead array, Indirect ELISA

Species Specificity:
human

Product Information

66953-2-PBS targets BLNK as part of a matched antibody pair.

MP51476-1: 66953-2-PBS capture and 66953-3-PBS detection (validated in Cytometric bead array)

Unconjugated mouse monoclonal antibody pair in PBS only (BSA and azide free) storage buffer at a concentration of 1 mg/mL, ready for conjugation.

This conjugation ready format makes antibodies ideal for use in many applications including: ELISAs, multiplex assays requiring matched pairs, mass cytometry, and multiplex imaging applications. Antibody use should be optimized by the end user for each application and assay.

Storage

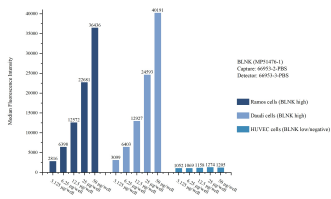
Storage:
Store at -80°C.

Storage Buffer:
PBS only, pH7.3

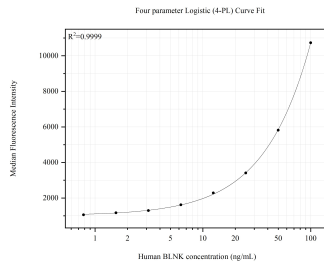
For technical support and original validation data for this product please contact:
T: 1 (888) 4PTGLAB (1-888-478-4522) (toll free in USA), or 1(312) 455-8498 (outside USA) E: proteintech@ptglab.com
W: ptglab.com

This product is exclusively available under Proteintech Group brand and is not available to purchase from any other manufacturer.

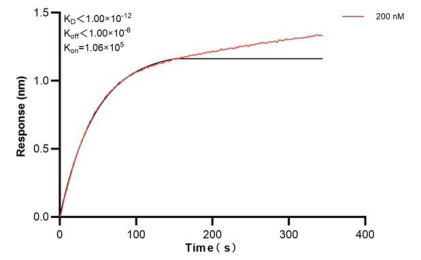
Selected Validation Data



Cytometric bead array sample test of MP51476-1, BLNK Monoclonal Matched Antibody Pair, PBS Only. Capture antibody: 66953-2-PBS. Detection antibody: 66953-3-PBS.



Cytometric bead array standard curve of MP51476-1, BLNK Monoclonal Matched Antibody Pair, PBS Only. Capture antibody: 66953-2-PBS. Detection antibody: 66953-3-PBS. Standard: Ag28673. Range: 0.781-100 ng/mL.



Bi-layer interferometry (BLI) kinetic assays of 66953-2-Ig against Human BLNK were performed. The affinity constant is below 1 pM.