

For Research Use Only

STAR Monoclonal antibody

Catalog Number: 67130-1-Ig **4 Publications**



Basic Information

Catalog Number: 67130-1-Ig	GenBank Accession Number: BC010550	Purification Method: Protein G purification
Size: 150ul , Concentration: 1900 ug/ml by Nanodrop and 1000 ug/ml by Bradford method using BSA as the standard;	GeneID (NCBI): 6770	CloneNo.: 1G6E6
Source: Mouse	UNIPROT ID: P49675	Recommended Dilutions: WB 1:5000-1:50000 IF-P 1:200-1:800 IF-Fro 1:200-1:800
Isotype: IgG1	Full Name: steroidogenic acute regulatory protein	
Immunogen Catalog Number: AG28698	Calculated MW: 285 aa, 32 kDa	
	Observed MW: 28-32 kDa	

Applications

Tested Applications: WB, IF-P, IF-Fro, ELISA	Positive Controls:
Cited Applications: WB, IHC, IF	WB : pig adrenal gland tissue, human testis tissue, K-562 cells, rat adrenal gland tissue, rat testis tissue, THP-1 cells
Species Specificity: human, mouse, rat, pig	IF-P : mouse testis tissue,
Cited Species: mouse, pig	IF-Fro : mouse testis tissue,

Background Information

Steroidogenic acute regulatory protein (StAR) is a key player in acute regulation of hormone-induced steroidogenesis, by facilitating cholesterol transport from cellular stores to inner mitochondria membrane where the cholesterol was converted to pregnenolone. StAR is prevalently expressed in mitochondria of steroid-producing adrenal and gonadal tissue

Notable Publications

Author	Pubmed ID	Journal	Application
Mei Liu	39247793	Drug Des Devel Ther	IF
Kai Wang	37742481	Theriogenology	IF
Yong Zou	37468076	Toxicol Appl Pharmacol	IHC,WB

Storage

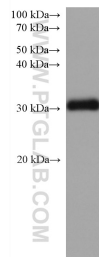
Storage:
Store at -20°C. Stable for one year after shipment.
Storage Buffer:
PBS with 0.02% sodium azide and 50% glycerol, pH7.3
Aliquoting is unnecessary for -20°C storage

*** 20ul sizes contain 0.1% BSA

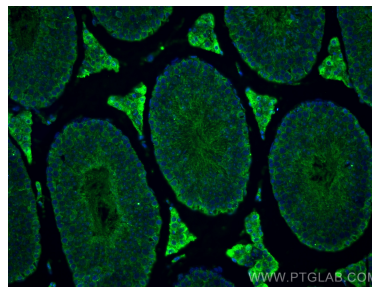
For technical support and original validation data for this product please contact:
T: 1 (888) 4PTGLAB (1-888-478-4522) (toll free in USA), or 1(312) 455-8498 (outside USA)
E: proteintech@ptglab.com
W: ptglab.com

This product is exclusively available under Proteintech Group brand and is not available to purchase from any other manufacturer.

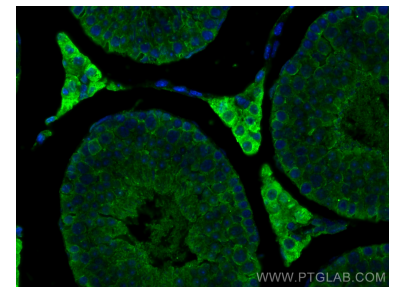
Selected Validation Data



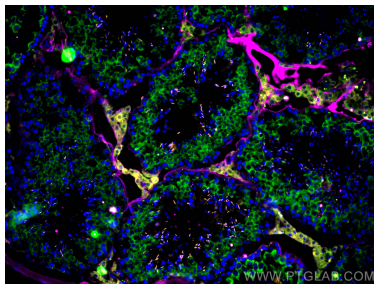
pig adrenal gland tissue were subjected to SDS PAGE followed by western blot with 67130-1-Ig (STAR antibody) at dilution of 1:20000 incubated at room temperature for 1.5 hours.



Immunofluorescent analysis of (4% PFA) fixed mouse testis tissue using STAR antibody (67130-1-Ig, Clone: 1G6E6) at dilution of 1:400 and CoraLite®488-Conjugated Goat Anti-Mouse IgG(H+L).



Immunofluorescent analysis of (4% PFA) fixed mouse testis tissue using STAR antibody (67130-1-Ig, Clone: 1G6E6) at dilution of 1:400 and CoraLite®488-Conjugated Goat Anti-Mouse IgG(H+L).



Immunofluorescent analysis of (4% PFA) fixed frozen OCT-embedded mouse testis tissue using 67130-1-Ig (STAR antibody) at dilution of 1:400, CoraLite®555 CL555-17178 (TNP1 antibody, orange) and CoraLite® Plus 488 CL488-13720 (BOULE antibody, green).