

For Research Use Only

COIL Monoclonal antibody

Catalog Number: 67218-1-Ig



Basic Information

Catalog Number:

67218-1-Ig

Size:

150ul, Concentration: 800 ug/ml by Nanodrop and 500 ug/ml by Bradford method using BSA as the standard;

Source:

Mouse

Isotype:

IgG1

Immunogen Catalog Number:

AG17171

GenBank Accession Number:

BC010385

GeneID (NCBI):

8161

UNIPROT ID:

P38432

Full Name:

coilin

Calculated MW:

576 aa, 63 kDa

Observed MW:

80 kDa

Purification Method:

Protein G purification

CloneNo.:

2G12B8

Recommended Dilutions:

WB: 1:5000-1:50000

IF/ICC: 1:500-1:2000

FC (Intra): 0.40 ug per 10⁶ cells in a 100 µl suspension

Applications

Tested Applications:

WB, IF/ICC, FC (Intra), ELISA

Species Specificity:

human

Positive Controls:

WB : HeLa cells, HEK-293 cells, HepG2 cells, Jurkat cells

IF/ICC : HepG2 cells,

FC (Intra) : HeLa cells,

Storage

Storage:

Store at -20°C. Stable for one year after shipment.

Storage Buffer:

PBS with 0.02% sodium azide and 50% glycerol, pH7.3

Aliquoting is unnecessary for -20°C storage

*** 20ul sizes contain 0.1% BSA

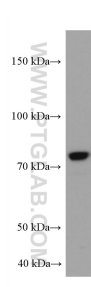
For technical support and original validation data for this product please contact:

T: 1 (888) 4PTGLAB (1-888-478-4522) (toll free in USA), or 1(312) 455-8498 (outside USA)

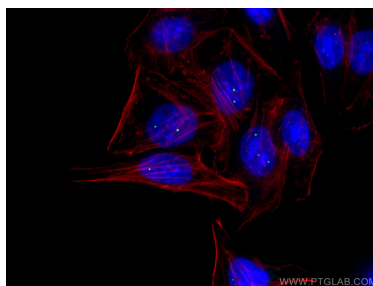
E: proteintech@ptglab.com
W: ptglab.com

This product is exclusively available under Proteintech Group brand and is not available to purchase from any other manufacturer.

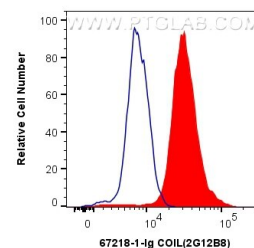
Selected Validation Data



HeLa cells were subjected to SDS PAGE followed by western blot with 67218-1-Ig (COIL antibody) at dilution of 1:10000 incubated at room temperature for 1.5 hours.



Immunofluorescent analysis of (-20°C Ethanol) fixed HepG2 cells using COIL antibody (67218-1-Ig, Clone: 2G12B8) at dilution of 1:1000 and CoraLite®488-Conjugated AffiniPure Goat Anti-Mouse IgG(H+L), CL594-Phalloidin (red).



1X10⁶ HeLa cells were intracellularly stained with 0.4 ug Anti-Human COIL (67218-1-Ig, Clone:2G12B8) and CoraLite®488-Conjugated AffiniPure Goat Anti-Mouse IgG(H+L) at dilution 1:1000 (red), or 0.4 ug Mouse IgG1 Isotype Control (MOPC-21) (65124-1-Ig, Clone: MOPC-21) (blue). Cells were fixed and permeabilized with Transcription Factor Staining Buffer Kit (PF00011).