

For Research Use Only

HMBS Monoclonal antibody, PBS Only

Catalog Number: 67456-1-PBS



Basic Information

Catalog Number:

67456-1-PBS

Size:

100ug, Concentration: 1 mg/ml by Nanodrop;

Source:

Mouse

Isotype:

IgG1

Immunogen Catalog Number:

AG6594

GenBank Accession Number:

BC000520

GeneID (NCBI):

3145

UNIPROT ID:

P08397

Full Name:

hydroxymethylbilane synthase

Calculated MW:

39 kDa

Observed MW:

39-42 kDa

Purification Method:

Protein G purification

CloneNo.:

1G12H3

Applications

Tested Applications:

WB, IHC, Indirect ELISA

Species Specificity:

Human

Storage

Storage:

Store at -80°C.

Storage Buffer:

PBS Only

For technical support and original validation data for this product please contact:

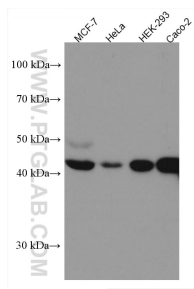
T: 1 (888) 4PTGLAB (1-888-478-4522) (toll free in USA), or 1(312) 455-8498 (outside USA)

E: proteintech@ptglab.com

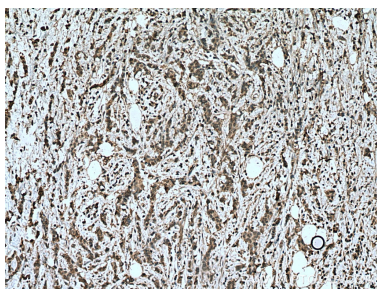
W: ptglab.com

This product is exclusively available under Proteintech Group brand and is not available to purchase from any other manufacturer.

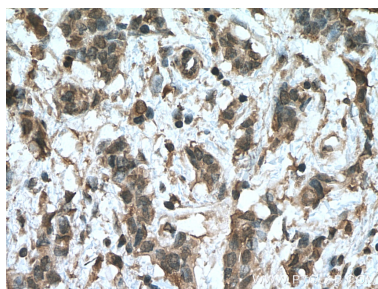
Selected Validation Data



Various lysates were subjected to SDS PAGE followed by western blot with 67456-1-Ig (HMBS antibody) at dilution of 1:3000 incubated at room temperature for 1.5 hours. This data was developed using the same antibody clone with 67456-1-PBS in a different storage buffer formulation.



Immunohistochemical analysis of paraffin-embedded human breast cancer tissue slide using 67456-1-Ig (HMBS antibody) at dilution of 1:200 (under 10x lens). Heat mediated antigen retrieval with Tris-EDTA buffer (pH 9.0). This data was developed using the same antibody clone with 67456-1-PBS in a different storage buffer formulation.



Immunohistochemical analysis of paraffin-embedded human breast cancer tissue slide using 67456-1-Ig (HMBS antibody) at dilution of 1:200 (under 40x lens). Heat mediated antigen retrieval with Tris-EDTA buffer (pH 9.0). This data was developed using the same antibody clone with 67456-1-PBS in a different storage buffer formulation.