

For Research Use Only

NCS1 Monoclonal antibody, PBS Only (Capture)

Catalog Number: 67616-1-PBS



Basic Information

Catalog Number: 67616-1-PBS	GenBank Accession Number: BC004856	Purification Method: Protein A purification
Size: 100ug , Concentration: 1mg/ml by Nanodrop;	GeneID (NCBI): 23413	CloneNo.: 2F10C8
Source: Mouse	UNIPROT ID: P62166	
Isotype: IgG2a	Full Name: frequentin homolog (Drosophila)	
Immunogen Catalog Number: AG29808	Calculated MW: 22 kDa	
	Observed MW: 20 kDa	

Applications

Tested Applications:
WB, IHC, IF-P, Cytometric bead array, Indirect ELISA

Species Specificity:
human, mouse, rat, pig

Product Information

67616-1-PBS targets NCS1 as part of a matched antibody pair:

MP51282-1: 67616-1-PBS capture and 67616-2-PBS detection (validated in Cytometric bead array)

Unconjugated mouse monoclonal antibody pair in PBS only (BSA and azide free) storage buffer at a concentration of 1 mg/mL, ready for conjugation.

This conjugation ready format makes antibodies ideal for use in many applications including: ELISAs, multiplex assays requiring matched pairs, mass cytometry, and multiplex imaging applications. Antibody use should be optimized by the end user for each application and assay.

Storage

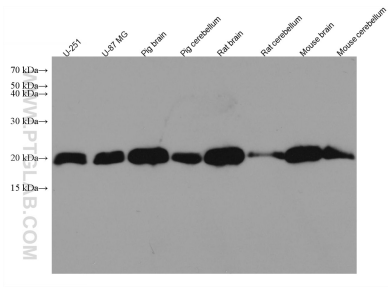
Storage:
Store at -80°C.

Storage Buffer:
PBS Only

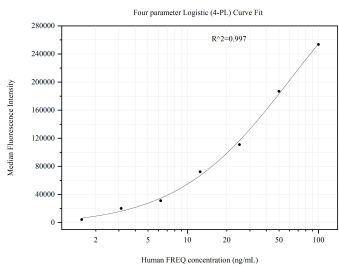
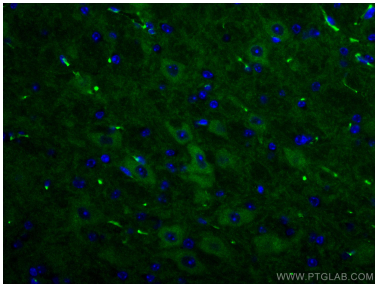
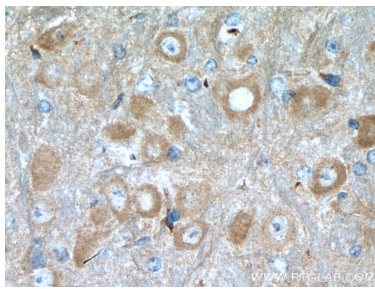
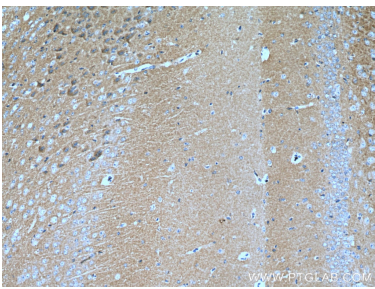
For technical support and original validation data for this product please contact:
T: 1 (888) 4PTGLAB (1-888-478-4522) (toll free in USA), or 1(312) 455-8498 (outside USA)
E: proteintech@ptglab.com
W: ptglab.com

This product is exclusively available under Proteintech Group brand and is not available to purchase from any other manufacturer.

Selected Validation Data



Various lysates were subjected to SDS PAGE followed by western blot with 67616-1-Ig (NCS1 antibody) at dilution of 1:3000 incubated at room temperature for 1.5 hours. This data was developed using the same antibody clone with 67616-1-PBS in a different storage buffer formulation.



Cytometric bead array standard curve of MP51282-1, FREQ Monoclonal Matched Antibody Pair, PBS Only. Capture antibody: 67616-1-PBS. Detection antibody: 67616-2-PBS. Standard:Ag29808. Range: 1.563-100 ng/mL.