

For Research Use Only

# MARS Monoclonal antibody

Catalog Number: 67739-1-Ig



## Basic Information

Catalog Number:

67739-1-Ig

Size:

150ul , Concentration: 1000 ug/ml by Nanodrop;

Source:

Mouse

Isotype:

IgG2a

Immunogen Catalog Number:

AG6961

GenBank Accession Number:

BC002384

GeneID (NCBI):

4141

UNIPROT ID:

P56192

Full Name:

methionyl-tRNA synthetase

Calculated MW:

101 kDa

Observed MW:

97-101 kDa

Purification Method:

Protein A purification

CloneNo.:

3E3B4

Recommended Dilutions:

WB 1:5000-1:50000

IF/ICC 1:200-1:800

## Applications

Tested Applications:

WB, IF/ICC, ELISA

Species Specificity:

Human

Positive Controls:

WB : HeLa cells, A431 cells, HepG2 cells, Jurkat cells, K-562 cells

IF/ICC : HepG2 cells,

## Storage

Storage:

Store at -20°C.

Storage Buffer:

PBS with 0.02% sodium azide and 50% glycerol pH 7.3.

Aliquoting is unnecessary for -20°C storage

\*\*\* 20ul sizes contain 0.1% BSA

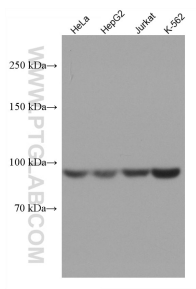
For technical support and original validation data for this product please contact:

T: 1 (888) 4PTGLAB (1-888-478-4522) (toll free in USA), or 1(312) 455-8498 (outside USA)

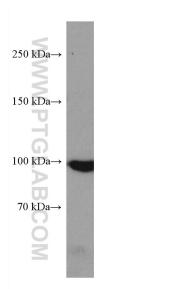
E: [proteintech@ptglab.com](mailto:proteintech@ptglab.com)  
W: [ptglab.com](http://ptglab.com)

This product is exclusively available under Proteintech Group brand and is not available to purchase from any other manufacturer.

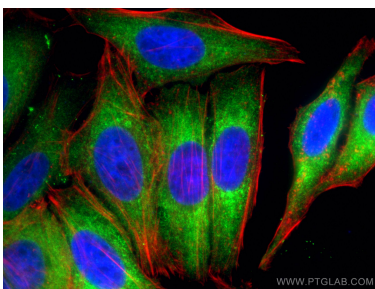
## Selected Validation Data



Various lysates were subjected to SDS PAGE followed by western blot with 67739-1-Ig (MARS antibody) at dilution of 1:20000 incubated at room temperature for 1.5 hours.



A431 cells were subjected to SDS PAGE followed by western blot with 67739-1-Ig (MARS antibody) at dilution of 1:20000 incubated at room temperature for 1.5 hours.



Immunofluorescent analysis of (4% PFA) fixed HepG2 cells using MARS antibody (67739-1-Ig, Clone: 3E3B4 ) at dilution of 1:400 and CoraLite®488-Conjugated AffiniPure Goat Anti-Mouse IgG(H+L), CL594-Phalloidin (red).