

For Research Use Only

USP25 Monoclonal antibody

Catalog Number: 67769-1-Ig



Basic Information

Catalog Number: 67769-1-Ig	GenBank Accession Number: BC015930	Purification Method: Protein A purification
Size: 150ul, Concentration: 1000 µg/ml by Nanodrop;	GeneID (NCBI): 29761	CloneNo.: 2B6A2
Source: Mouse	Full Name: ubiquitin specific peptidase 25	Recommended Dilutions: WB 1:2000-1:10000 IHC 1:250-1:1000
Isotype: IgG2b	Calculated MW: 125 kDa	
Immunogen Catalog Number: AG28067	Observed MW: 125 kDa	

Applications

Tested Applications:

IHC, WB, ELISA

Species Specificity:

Human, mouse, rat

Note-IHC: suggested antigen retrieval with TE buffer pH 9.0; (*) Alternatively, antigen retrieval may be performed with citrate buffer pH 6.0

Positive Controls:

WB: K-562 cells, A549 cells, HeLa cells, HepG2 cells, HEK-293 cells, HSC-T6 cells, NIH/3T3 cells, 4T1 cells

IHC: mouse skeletal muscle tissue,

Background Information

Ubiquitin carboxyl-terminal hydrolase 25, encoded by USP25 gene, has three isoforms by alternative splicing. Isoform USP25a is found in most adult and fetal tissues; Isoform USP25b is found in all tissues except heart and skeletal muscle. Isoform USP25m is heart and skeletal muscle specific, and is upregulated during myogenesis, therefore, may have a role in the regulation of muscular differentiation and function. USP25, as deubiquitinating enzyme that hydrolyzes ubiquitin moieties conjugated to substrates, functions to process newly synthesized Ubiquitin, to recycle ubiquitin molecules or to edit polyubiquitin chains and prevents proteasomal degradation of substrates.

Storage

Storage:

Store at -20°C. Stable for one year after shipment.

Storage Buffer:

PBS with 0.02% sodium azide and 50% glycerol pH 7.3.

Aliquoting is unnecessary for -20°C storage

*** 20ul sizes contain 0.1% BSA

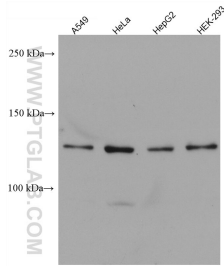
For technical support and original validation data for this product please contact:

T: 1 (888) 4PTGLAB (1-888-478-4522) (toll free in USA), or 1(312) 455-8498 (outside USA)

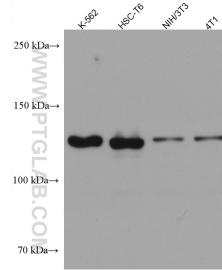
E: proteintech@ptglab.com
W: ptglab.com

This product is exclusively available under Proteintech Group brand and is not available to purchase from any other manufacturer.

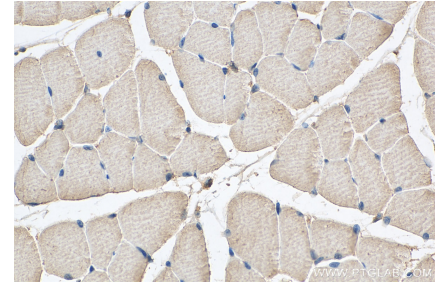
Selected Validation Data



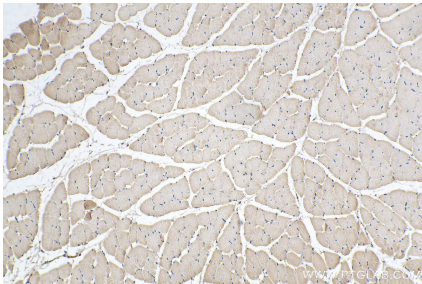
Various lysates were subjected to SDS PAGE followed by western blot with 67769-1-Ig (USP25 antibody) at dilution of 1:5000 incubated at room temperature for 1.5 hours.



Various lysates were subjected to SDS PAGE followed by western blot with 67769-1-Ig (USP25 antibody) at dilution of 1:5000 incubated at room temperature for 1.5 hours.



Immunohistochemical analysis of paraffin-embedded mouse skeletal muscle tissue slide using 67769-1-Ig (USP25 antibody) at dilution of 1:500 (under 40x lens). Heat mediated antigen retrieval with Tris-EDTA buffer (pH 9.0).



Immunohistochemical analysis of paraffin-embedded mouse skeletal muscle tissue slide using 67769-1-Ig (USP25 antibody) at dilution of 1:500 (under 10x lens). Heat mediated antigen retrieval with Tris-EDTA buffer (pH 9.0).