

For Research Use Only

SHMT1 Monoclonal antibody

Catalog Number: 67963-1-Ig



Basic Information

Catalog Number: 67963-1-Ig	GenBank Accession Number: BC038598	Purification Method: Protein G purification
Size: 150ul , Concentration: 1000 µg/ml by Nanodrop;	GeneID (NCBI): 6470	CloneNo.: 2D5E6
Source: Mouse	Full Name: serine hydroxymethyltransferase 1 (soluble)	Recommended Dilutions: WB 1:2000-1:10000 IF 1:400-1:1600
Isotype: IgG1	Calculated MW: 483 aa, 53 kDa	
Immunogen Catalog Number: AG5833	Observed MW: 45-53 kDa	

Applications

Tested Applications:

IF, WB, ELISA

Species Specificity:

Human, pig, rabbit

Positive Controls:

WB : HeLa cells, rabbit liver tissue, HepG2 cells, Jurkat cells, K-562 cells, Pig liver tissue

IF : HepG2 cells,

Background Information

Storage

Storage:

Store at -20°C. Stable for one year after shipment.

Storage Buffer:

PBS with 0.02% sodium azide and 50% glycerol pH 7.3.

Aliquoting is unnecessary for -20°C storage

*** 20ul sizes contain 0.1% BSA

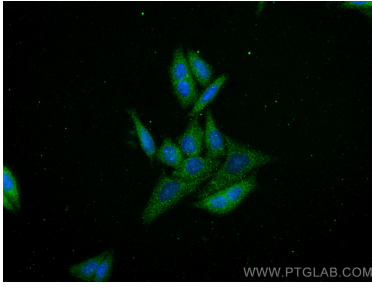
For technical support and original validation data for this product please contact:

T: 1 (888) 4PTGLAB (1-888-478-4522) (toll free
in USA), or 1(312) 455-8498 (outside USA)

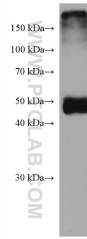
E: proteintech@ptglab.com
W: ptglab.com

This product is exclusively available under Proteintech Group brand and is not available to purchase from any other manufacturer.

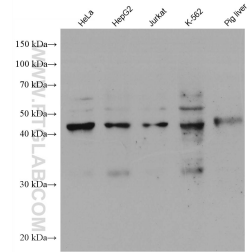
Selected Validation Data



Immunofluorescent analysis of (-20°C Methanol) fixed HepG2 cells using SHMT1 antibody (67963-1-Ig, Clone: 2D5E6) at dilution of 1:800 and CoraLite®488-Conjugated AffiniPure Goat Anti-Mouse IgG(H+L).



rabbits liver tissue were subjected to SDS PAGE followed by western blot with 67963-1-Ig (SHMT1 antibody) at dilution of 1:5000 incubated at room temperature for 1.5 hours.



Various lysates were subjected to SDS PAGE followed by western blot with 67963-1-Ig (SHMT1 antibody) at dilution of 1:5000 incubated at room temperature for 1.5 hours.