

For Research Use Only

DNAJB4 Monoclonal antibody, PBS Only



Catalog Number: 67966-1-PBS

Basic Information

Catalog Number:

67966-1-PBS

Size:

100ug , Concentration: 1 mg/ml by Nanodrop;

Source:

Mouse

Isotype:

IgG1

Immunogen Catalog Number:

AG3756

GenBank Accession Number:

BC034721

GeneID (NCBI):

11080

UNIPROT ID:

Q9UDY4

Full Name:

DnaJ (Hsp40) homolog, subfamily B, member 4

Calculated MW:

38 kDa

Observed MW:

38 kDa

Purification Method:

Protein G purification

CloneNo.:

1F3H7

Applications

Tested Applications:

WB, IF, IHC, Indirect ELISA

Species Specificity:

Human, pig, rabbit, mouse

Storage

Storage:

Store at -80°C.

Storage Buffer:

PBS Only

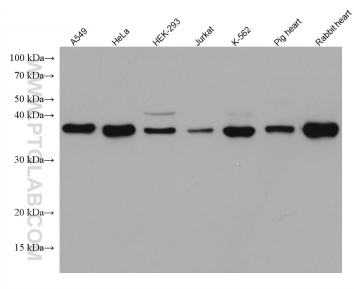
For technical support and original validation data for this product please contact:

T: 1 (888) 4PTGLAB (1-888-478-4522) (toll free in USA), or 1(312) 455-8498 (outside USA)

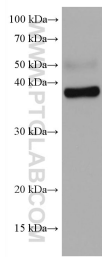
E: proteintech@ptglab.com
W: ptglab.com

This product is exclusively available under Proteintech Group brand and is not available to purchase from any other manufacturer.

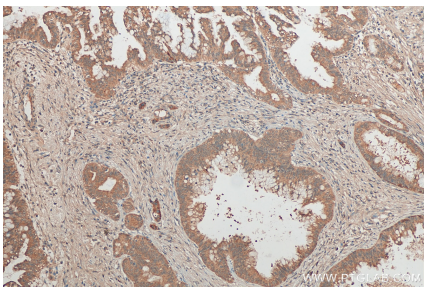
Selected Validation Data



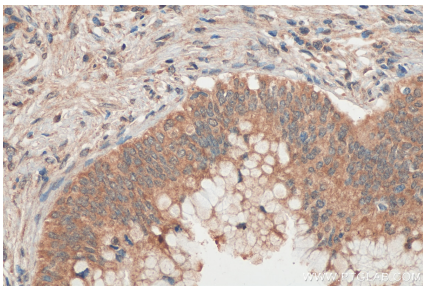
Various lysates were subjected to SDS PAGE followed by western blot with 67966-1-Ig (DNAJB4 antibody) at dilution of 1:5000 incubated at room temperature for 1.5 hours. This data was developed using the same antibody clone with 67966-1-PBS in a different storage buffer formulation.



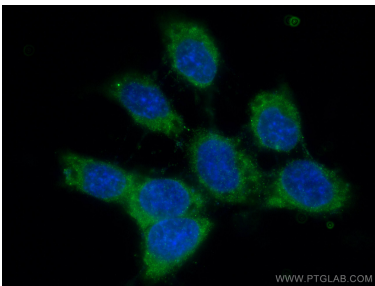
mouse heart tissue were subjected to SDS PAGE followed by western blot with 67966-1-Ig (DNAJB4 antibody) at dilution of 1:5000 incubated at room temperature for 1.5 hours. This data was developed using the same antibody clone with 67966-1-PBS in a different storage buffer formulation.



Immunohistochemical analysis of paraffin-embedded human pancreas cancer tissue slide using 67966-1-Ig (DNAJB4 antibody) at dilution of 1:500 (under 10x lens). Heat mediated antigen retrieval with Tris-EDTA buffer (pH 9.0). This data was developed using the same antibody clone with 67966-1-PBS in a different storage buffer formulation.



Immunohistochemical analysis of paraffin-embedded human pancreas cancer tissue slide using 67966-1-Ig (DNAJB4 antibody) at dilution of 1:500 (under 40x lens). Heat mediated antigen retrieval with Tris-EDTA buffer (pH 9.0). This data was developed using the same antibody clone with 67966-1-PBS in a different storage buffer formulation.



Immunofluorescent analysis of (-20°C Ethanol) fixed A431 cells using DNAJB4 antibody (67966-1-Ig, Clone: 1F3H7) at dilution of 1:800 and Coralite®488-Conjugated AffiniPure Goat Anti-Mouse IgG(H+L). This data was developed using the same antibody clone with 67966-1-PBS in a different storage buffer formulation.