

For Research Use Only

# PTPRF Monoclonal antibody, PBS Only



Catalog Number: 68070-1-PBS

## Basic Information

<b>Catalog Number:</b> 68070-1-PBS	<b>GenBank Accession Number:</b> BC048768	<b>Purification Method:</b> Protein G purification
<b>Size:</b> 100ug , Concentration: 1 mg/ml by Nanodrop;	<b>GeneID (NCBI):</b> 5792	<b>CloneNo.:</b> 2D12G7
<b>Source:</b> Mouse	<b>UNIPROT ID:</b> P10586	
<b>Isotype:</b> IgG1	<b>Full Name:</b> protein tyrosine phosphatase, receptor type, F	
<b>Immunogen Catalog Number:</b> AG25441	<b>Calculated MW:</b> 1898 aa, 212 kDa	
	<b>Observed MW:</b> 150 kDa, 213 kDa	

## Applications

**Tested Applications:**  
WB, Indirect ELISA

**Species Specificity:**  
Human, mouse, rat

## Storage

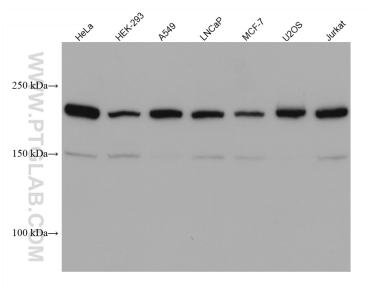
**Storage:**  
Store at -80°C.

**Storage Buffer:**  
PBS Only

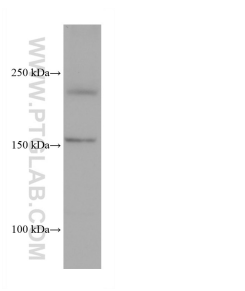
For technical support and original validation data for this product please contact:  
T: 1 (888) 4PTGLAB (1-888-478-4522) (toll free in USA), or 1(312) 455-8498 (outside USA)  
E: [proteintech@ptglab.com](mailto:proteintech@ptglab.com)  
W: [ptglab.com](http://ptglab.com)

This product is exclusively available under Proteintech Group brand and is not available to purchase from any other manufacturer.

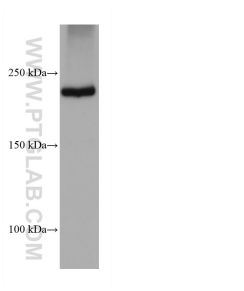
## Selected Validation Data



Various lysates were subjected to SDS PAGE followed by western blot with 68070-1-Ig (PTPRF antibody) at dilution of 1:3000 incubated at room temperature for 1.5 hours. This data was developed using the same antibody clone with 68070-1-PBS in a different storage buffer formulation.



HSC-T6 cells were subjected to SDS PAGE followed by western blot with 68070-1-Ig (PTPRF antibody) at dilution of 1:3000 incubated at room temperature for 1.5 hours. This data was developed using the same antibody clone with 68070-1-PBS in a different storage buffer formulation.



4T1 cells were subjected to SDS PAGE followed by western blot with 68070-1-Ig (PTPRF antibody) at dilution of 1:3000 incubated at room temperature for 1.5 hours. This data was developed using the same antibody clone with 68070-1-PBS in a different storage buffer formulation.